



University of British Columbia
CPSC 314 Computer Graphics
Jan-Apr 2008

Tamara Munzner

Viewing/Projections I

Week 3, Fri Jan 25

<http://www.ugrad.cs.ubc.ca/~cs314/Vjan2008>

Reading for This and Next 2 Lectures

- FCG Chapter 7 Viewing
- FCG Section 6.3.1 Windowing Transforms

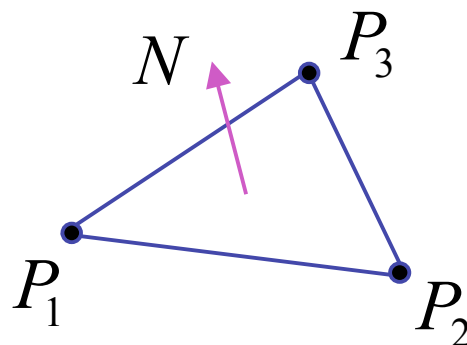
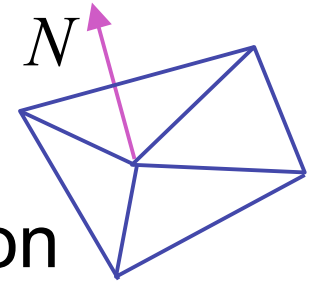
- RB rest of Chap Viewing
- RB rest of App Homogeneous Coords

Review: Display Lists

- precompile/cache block of OpenGL code for reuse
 - usually more efficient than **immediate mode**
 - exact optimizations depend on driver
 - good for multiple instances of same object
 - but cannot change contents, not parametrizable
 - good for static objects redrawn often
 - display lists persist across multiple frames
 - interactive graphics: objects redrawn every frame from new viewpoint from moving camera
 - can be nested hierarchically
- snowman example: 3x performance improvement, 36K polys

Review: Computing Normals

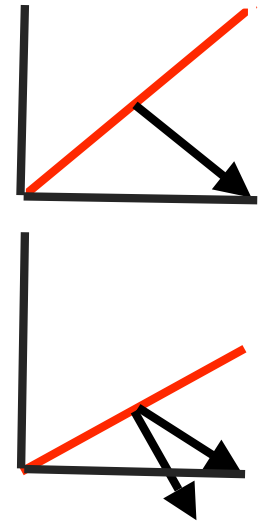
- normal
 - direction specifying orientation of polygon
 - $w=0$ means direction with homogeneous coords
 - vs. $w=1$ for points/vectors of object vertices
 - used for lighting
 - must be normalized to unit length
 - can compute if not supplied with object



$$N = (P_2 - P_1) \times (P_3 - P_1)$$

Review: Transforming Normals

- cannot transform normals using same matrix as points
 - nonuniform scaling would cause to be not perpendicular to desired plane!



$$\begin{array}{l} P \\ N \end{array} \longrightarrow \begin{array}{l} P' = MP \\ N' = QN \end{array}$$

given M ,
what should Q be?

$$Q = (M^{-1})^T$$

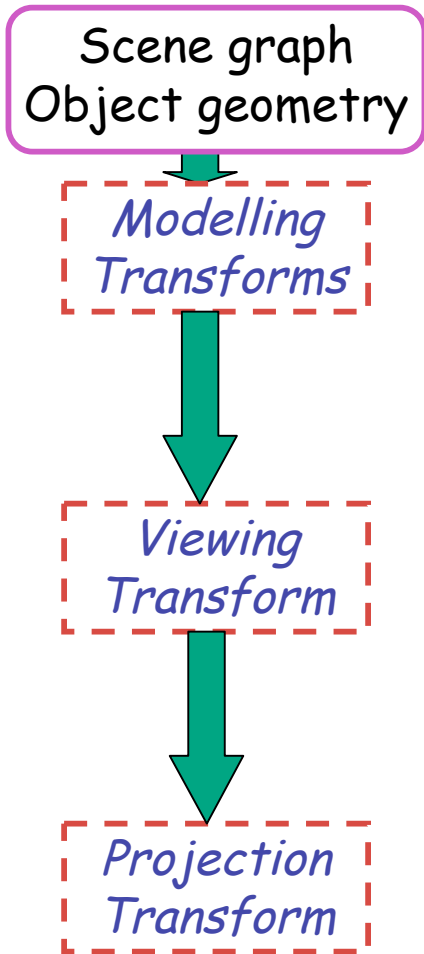
inverse transpose of the modelling transformation

Viewing

Using Transformations

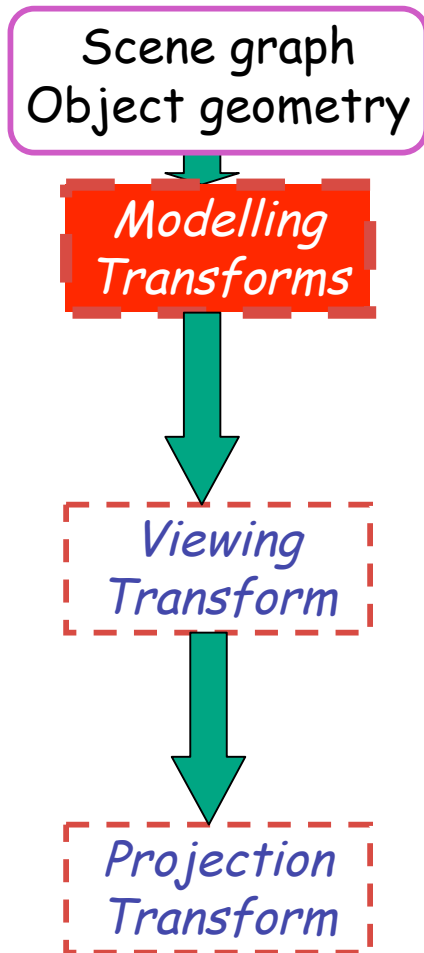
- three ways
 - modelling transforms
 - place objects within scene (shared world)
 - affine transformations
 - viewing transforms
 - place camera
 - rigid body transformations: rotate, translate
 - projection transforms
 - change type of camera
 - projective transformation

Rendering Pipeline



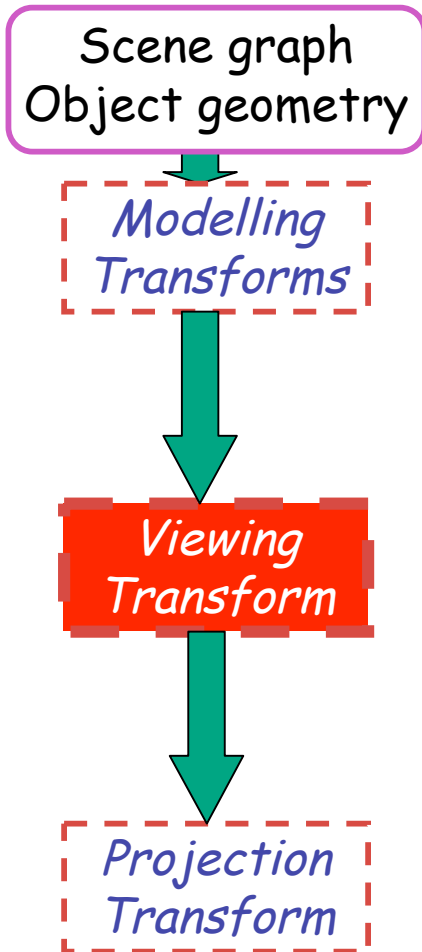
Rendering Pipeline

- result
 - all vertices of scene in shared 3D world coordinate system



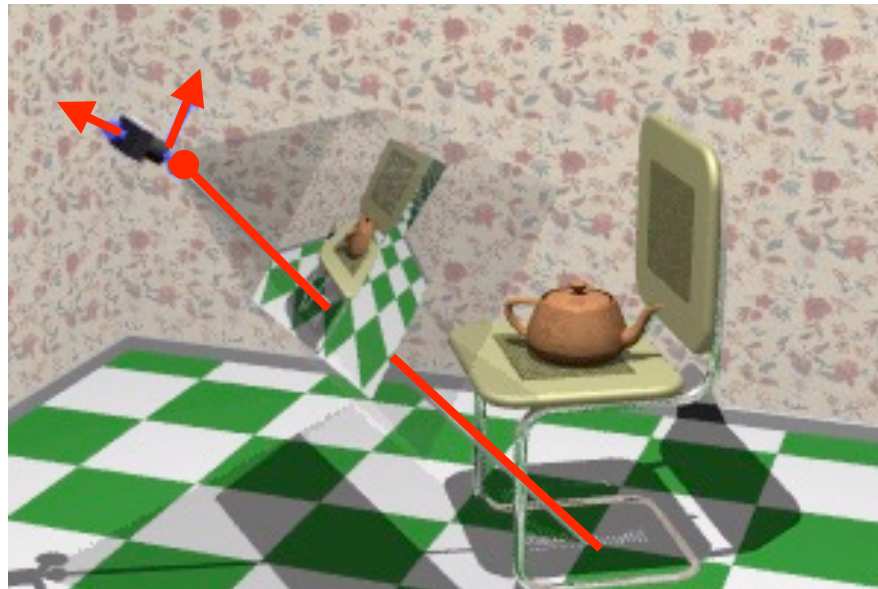
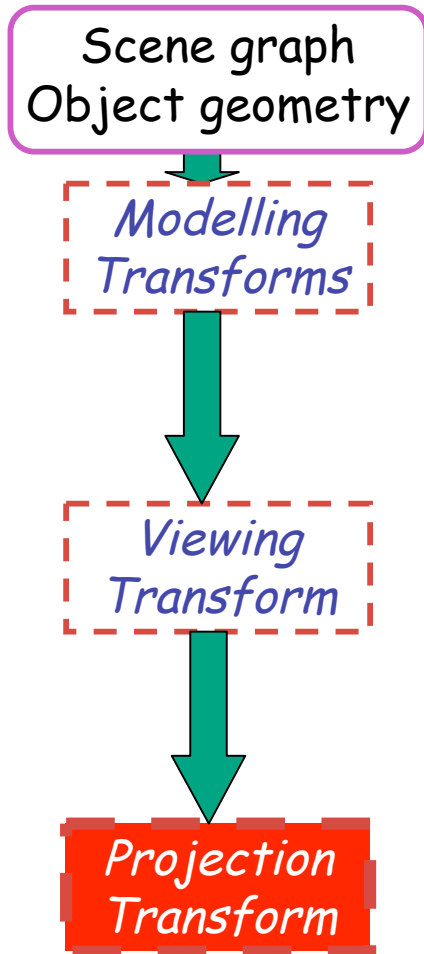
Rendering Pipeline

- result
 - scene vertices in 3D **view** (**camera**) coordinate system



Rendering Pipeline

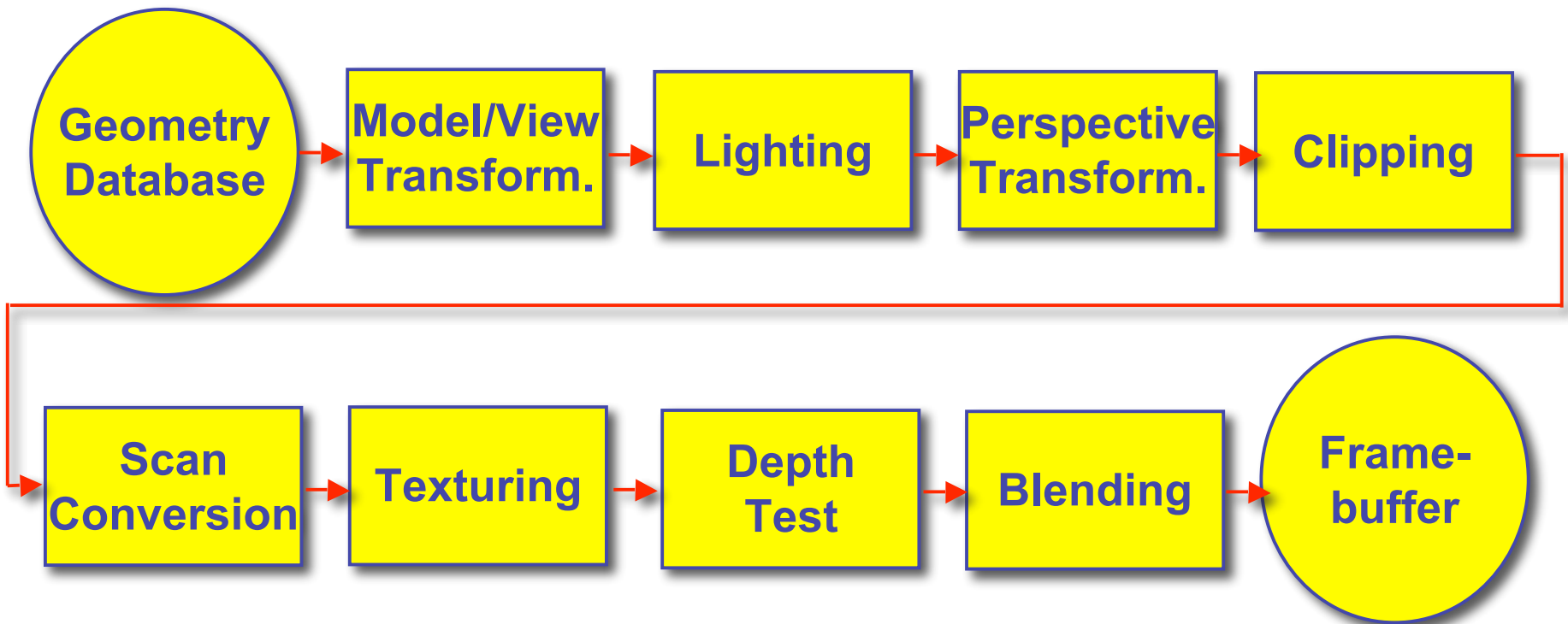
- result
 - 2D **screen** coordinates of clipped vertices



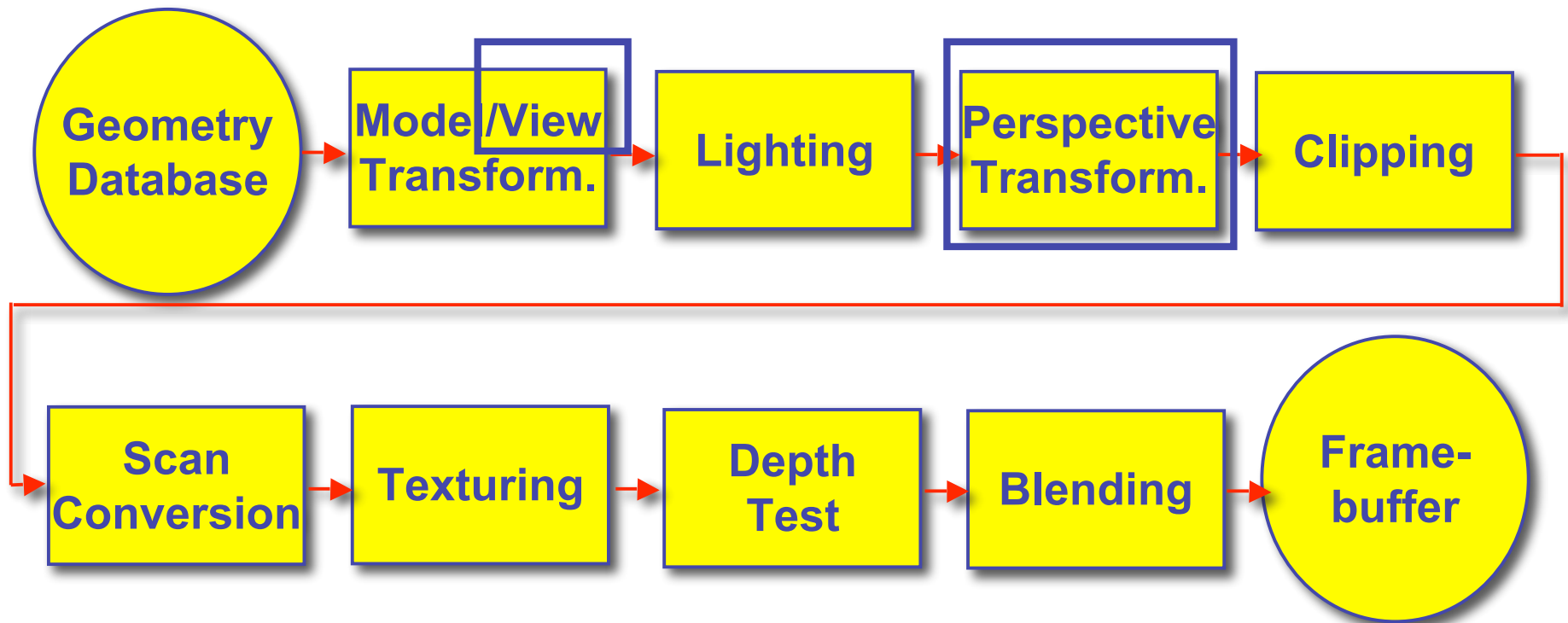
Viewing and Projection

- need to get from 3D world to 2D image
- projection: geometric abstraction
 - what eyes or cameras do
- two pieces
 - viewing transform:
 - where is the camera, what is it pointing at?
 - perspective transform: 3D to 2D
 - flatten to image

Rendering Pipeline



Rendering Pipeline



OpenGL Transformation Storage

- modeling and viewing stored together
 - possible because no intervening operations
- perspective stored in separate matrix
- specify which matrix is target of operations
 - common practice: return to default modelview mode after doing projection operations

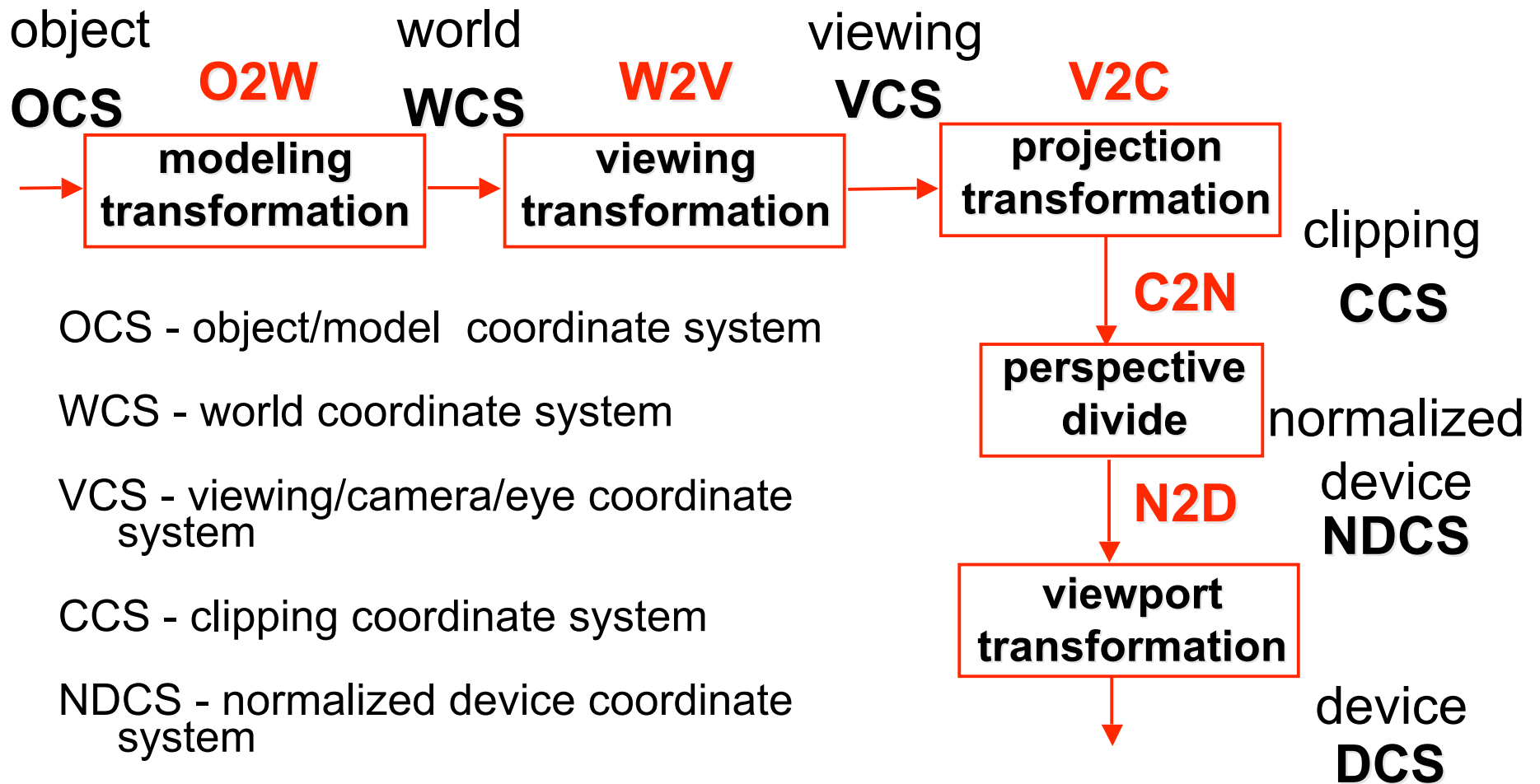
```
glMatrixMode (GL_MODELVIEW) ;
```

```
glMatrixMode (GL_PROJECTION) ;
```

Coordinate Systems

- result of a transformation
- names
 - convenience
 - mouse: leg, head, tail
 - standard conventions in graphics pipeline
 - object/modelling
 - world
 - camera/viewing/eye
 - screen/window
 - raster/device

Projective Rendering Pipeline



OCS - object/model coordinate system

WCS - world coordinate system

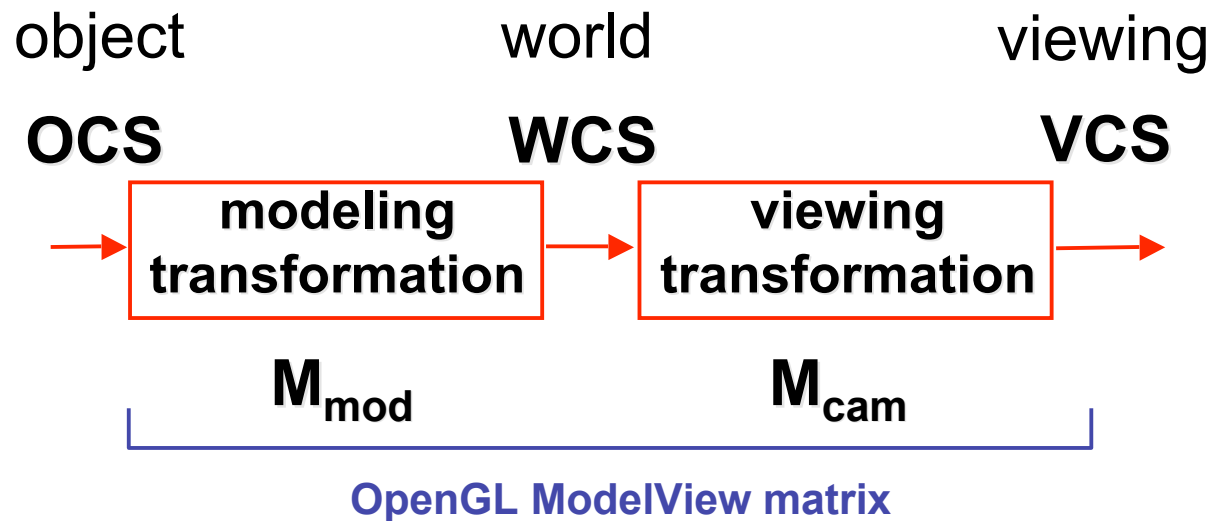
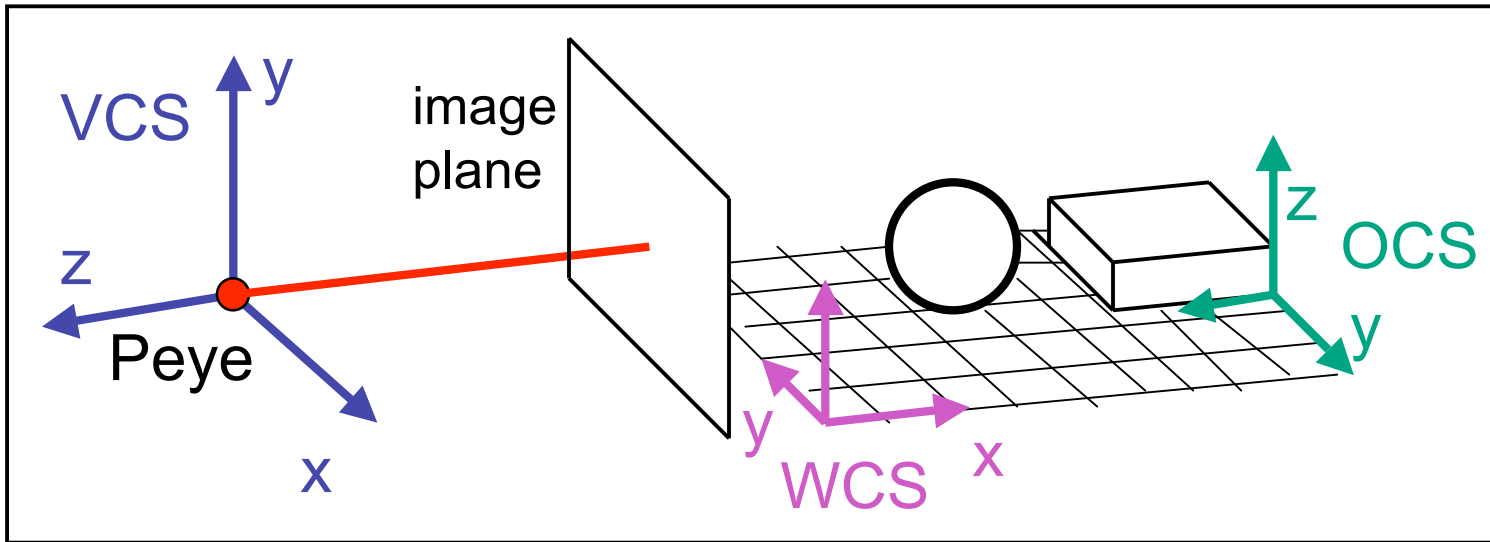
VCS - viewing/camera/eye coordinate system

CCS - clipping coordinate system

NDCS - normalized device coordinate system

DCS - device/display/screen coordinate system

Viewing Transformation



Basic Viewing

- starting spot - OpenGL
 - camera at world origin
 - probably inside an object
 - y axis is up
 - looking down negative z axis
 - why? RHS with x horizontal, y vertical, z out of screen
- translate backward so scene is visible
 - move distance $d = \text{focal length}$
- where is camera in P1 template code?
 - 5 units back, looking down -z axis

Convenient Camera Motion

- rotate/translate/scale versus
 - eye point, gaze/lookat direction, up vector
 - demo: Robins transformation, projection

OpenGL Viewing Transformation

```
gluLookAt (ex, ey, ez, lx, ly, lz, ux, uy, uz)
```

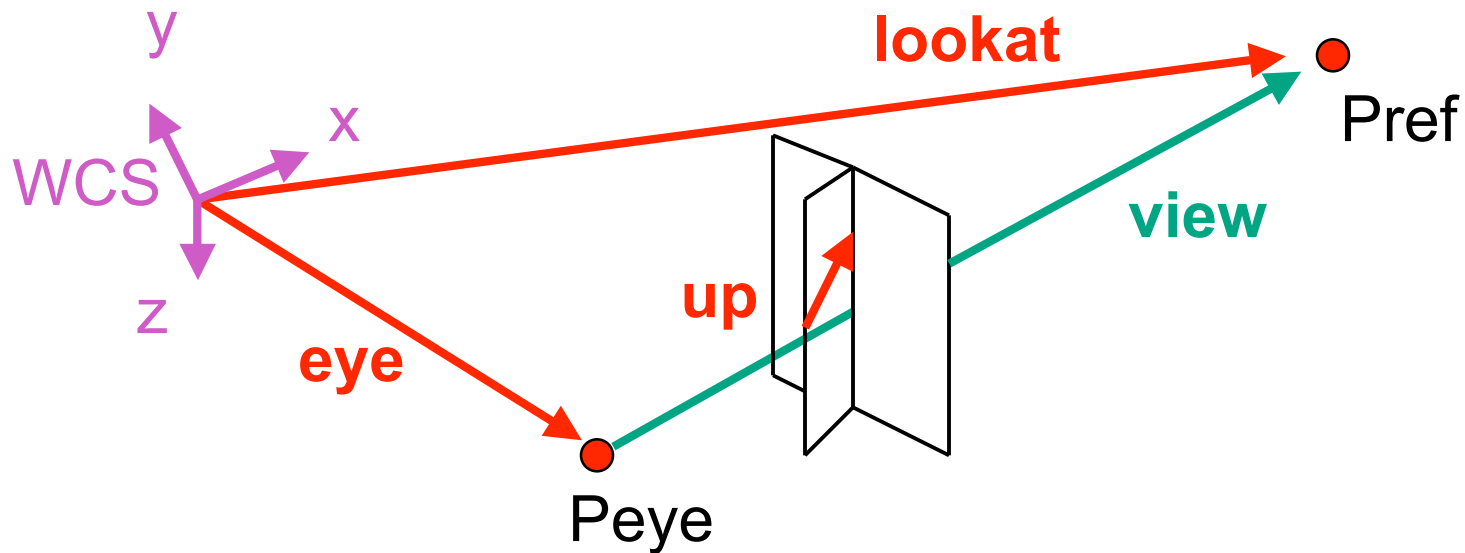
- postmultiplies current matrix, so to be safe:

```
glMatrixMode (GL_MODELVIEW) ;  
glLoadIdentity () ;  
gluLookAt (ex, ey, ez, lx, ly, lz, ux, uy, uz)  
// now ok to do model transformations
```

- demo: Nate Robins tutorial *projection*

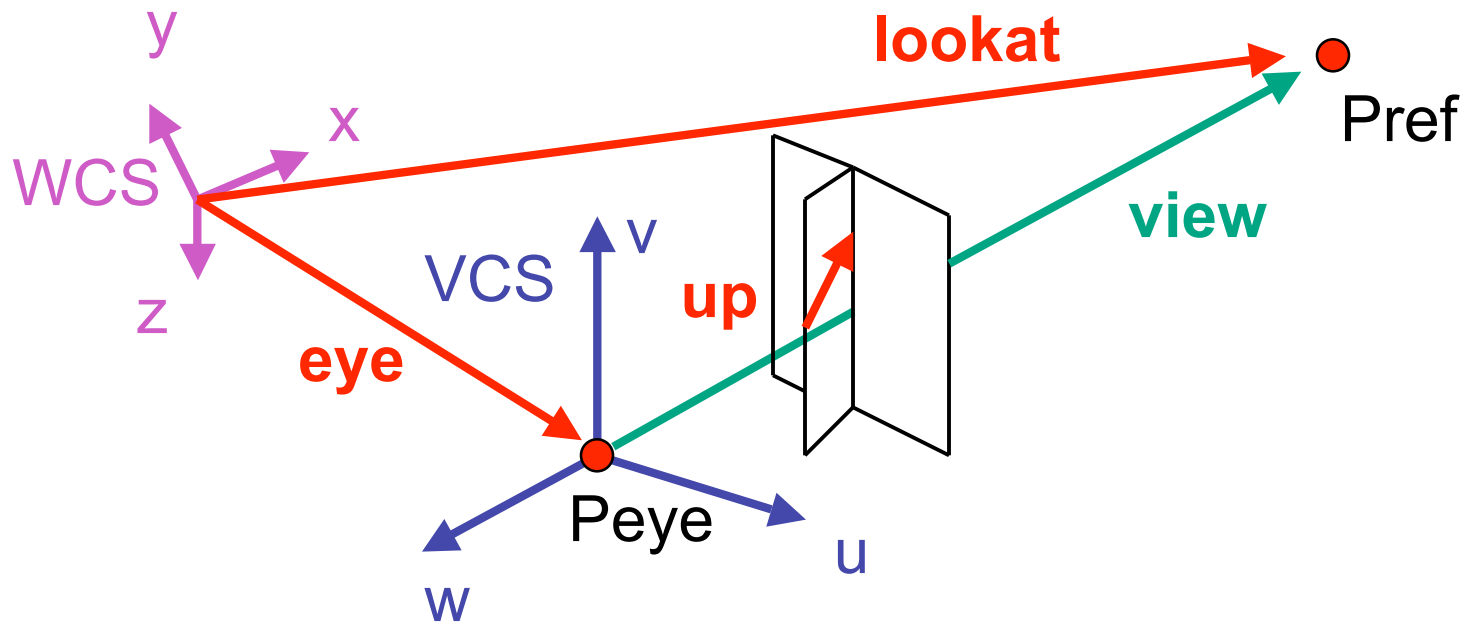
Convenient Camera Motion

- rotate/translate/scale versus
 - eye point, gaze/lookat direction, up vector



From World to View Coordinates: W2V

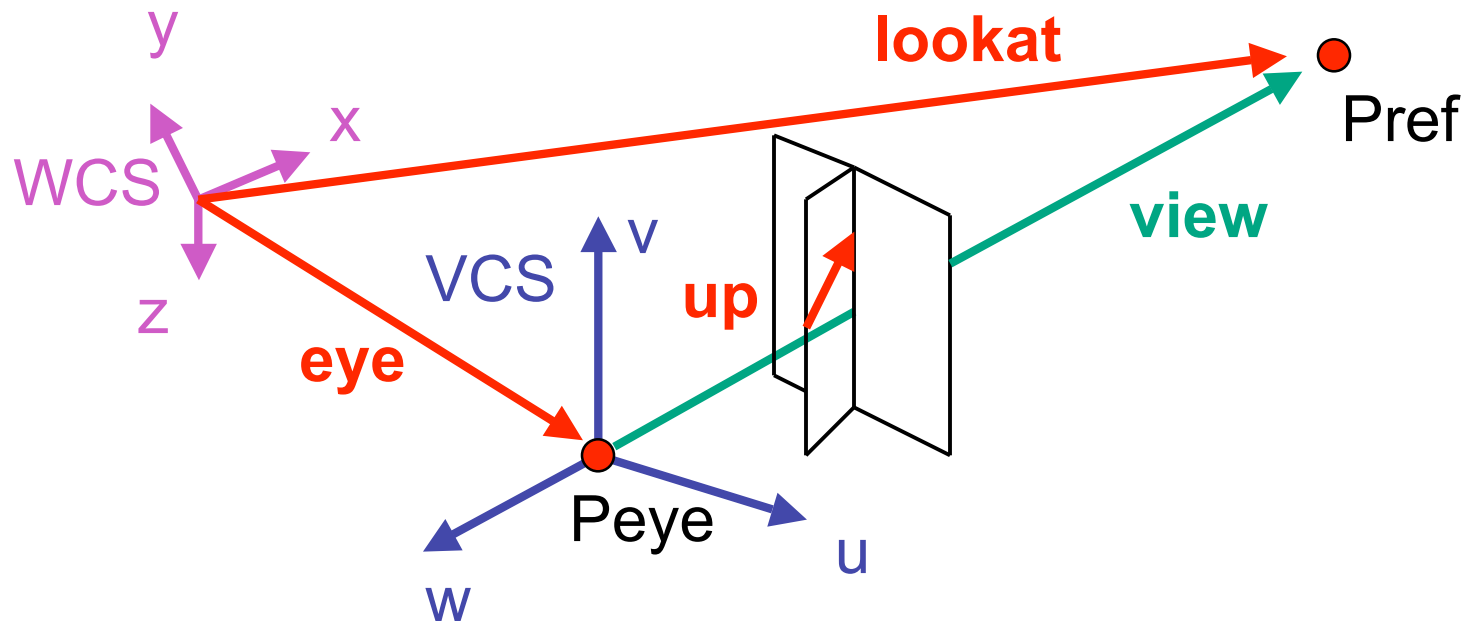
- translate **eye** to origin
- rotate **view** vector (**lookat** – **eye**) to **w** axis
- rotate around **w** to bring **up** into **vw**-plane



Deriving W2V Transformation

- translate **eye** to origin

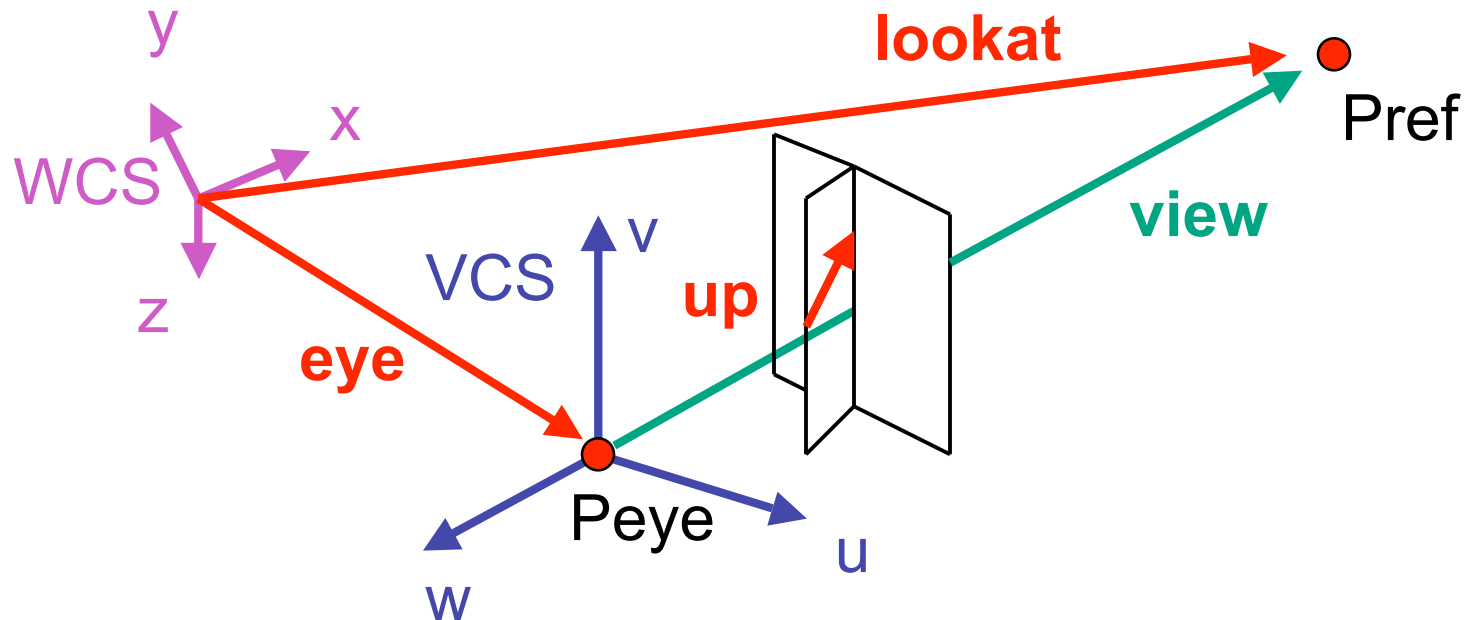
$$\mathbf{T} = \begin{bmatrix} 1 & 0 & 0 & e_x \\ 0 & 1 & 0 & e_y \\ 0 & 0 & 1 & e_z \\ 0 & 0 & 0 & 1 \end{bmatrix}$$



Deriving W2V Transformation

- rotate **view** vector (**lookat** – **eye**) to **w** axis
 - **w**: normalized opposite of **view/gaze** vector **g**

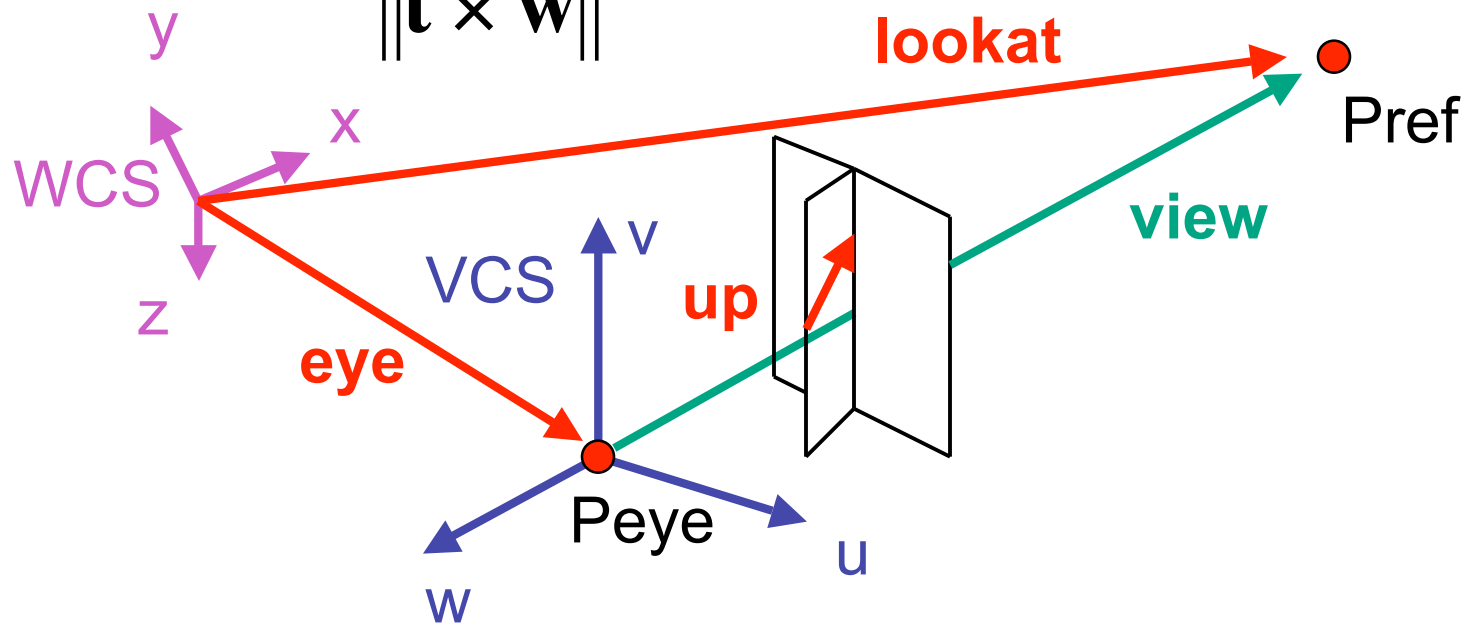
$$\mathbf{w} = -\hat{\mathbf{g}} = -\frac{\mathbf{g}}{\|\mathbf{g}\|}$$



Deriving W2V Transformation

- rotate around **w** to bring **up** into **vw**-plane
 - **u** should be perpendicular to **vw**-plane, thus perpendicular to **w** and **up** vector **t**
 - **v** should be perpendicular to **u** and **w**

$$\mathbf{u} = \frac{\mathbf{t} \times \mathbf{w}}{\|\mathbf{t} \times \mathbf{w}\|} \quad \mathbf{v} = \mathbf{w} \times \mathbf{u}$$



Deriving W2V Transformation

- rotate from WCS **xyz** into **uvw** coordinate system with matrix that has columns **u**, **v**, **w**

$$\mathbf{u} = \frac{\mathbf{t} \times \mathbf{w}}{\|\mathbf{t} \times \mathbf{w}\|} \quad \mathbf{v} = \mathbf{w} \times \mathbf{u} \quad \mathbf{w} = -\hat{\mathbf{g}} = -\frac{\mathbf{g}}{\|\mathbf{g}\|}$$

$$\mathbf{R} = \begin{bmatrix} u_x & v_x & w_x & 0 \\ u_y & v_y & w_y & 0 \\ u_z & v_z & w_z & 0 \\ 0 & 0 & 0 & 1 \end{bmatrix} \quad \mathbf{T} = \begin{bmatrix} 1 & 0 & 0 & e_x \\ 0 & 1 & 0 & e_y \\ 0 & 0 & 1 & e_z \\ 0 & 0 & 0 & 1 \end{bmatrix} \quad \mathbf{M}_{W2V} = \mathbf{TR}$$

- reminder: rotate from **uvw** to **xyz** coord sys with matrix **M** that has columns **u,v,w**

W2V vs. V2W

- $M_{W2V} = TR$

$$\mathbf{T} = \begin{bmatrix} 1 & 0 & 0 & e_x \\ 0 & 1 & 0 & e_y \\ 0 & 0 & 1 & e_z \\ 0 & 0 & 0 & 1 \end{bmatrix} \quad \mathbf{R} = \begin{bmatrix} u_x & v_x & w_x & 0 \\ u_y & v_y & w_y & 0 \\ u_z & v_z & w_z & 0 \\ 0 & 0 & 0 & 1 \end{bmatrix}$$

- we derived position of camera in world
 - invert for world with respect to camera

- $M_{V2W} = (M_{W2V})^{-1} = R^{-1}T^{-1}$

$$\mathbf{R}^{-1} = \begin{bmatrix} u_x & u_y & u_z & 0 \\ v_x & v_y & v_z & 0 \\ w_x & w_y & w_z & 0 \\ 0 & 0 & 0 & 1 \end{bmatrix} \quad \mathbf{T}^{-1} = \begin{bmatrix} 1 & 0 & 0 & -e_x \\ 0 & 1 & 0 & -e_y \\ 0 & 0 & 1 & -e_z \\ 0 & 0 & 0 & 1 \end{bmatrix}$$

- inverse is transpose for orthonormal matrices
- inverse is negative for translations

W2V vs. V2W

- $M_{W2V} = TR$

$$\mathbf{T} = \begin{bmatrix} 1 & 0 & 0 & e_x \\ 0 & 1 & 0 & e_y \\ 0 & 0 & 1 & e_z \\ 0 & 0 & 0 & 1 \end{bmatrix} \quad \mathbf{R} = \begin{bmatrix} u_x & v_x & w_x & 0 \\ u_y & v_y & w_y & 0 \\ u_z & v_z & w_z & 0 \\ 0 & 0 & 0 & 1 \end{bmatrix}$$

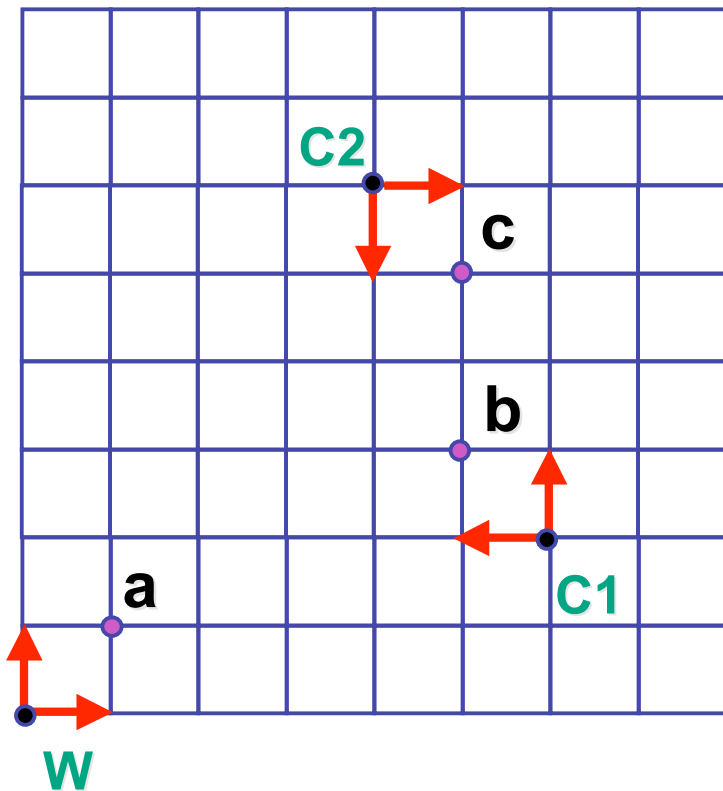
- we derived position of camera in world
 - invert for world with respect to camera
- $M_{V2W} = (M_{W2V})^{-1} = R^{-1}T^{-1}$

$$\mathbf{M}_{view2world} = \begin{bmatrix} u_x & u_y & u_z & 0 \\ v_x & v_y & v_z & 0 \\ w_x & w_y & w_z & 0 \\ 0 & 0 & 0 & 1 \end{bmatrix} \begin{bmatrix} 1 & 0 & 0 & -e_x \\ 0 & 1 & 0 & -e_y \\ 0 & 0 & 1 & -e_z \\ 0 & 0 & 0 & 1 \end{bmatrix} = \begin{bmatrix} u_x & u_y & u_z & -e_x \\ v_x & v_y & v_z & -e_y \\ w_x & w_y & w_z & -e_z \\ 0 & 0 & 0 & 1 \end{bmatrix}$$

Moving the Camera or the World?

- two equivalent operations
 - move camera one way vs. move world other way
- example
 - initial OpenGL camera: at origin, looking along -z axis
 - create a unit square parallel to camera at $z = -10$
 - translate in z by 3 possible in two ways
 - camera moves to $z = -3$
 - Note OpenGL models viewing in left-hand coordinates
 - camera stays put, but world moves to -7
 - resulting image same either way
 - possible difference: are lights specified in world or view coordinates?

World vs. Camera Coordinates Example



$$a = (1,1)_W$$

$$b = (1,1)_{C1} = (5,3)_W$$

$$c = (1,1)_{C2} = (1,3)_{C1} = (5,5)_W$$