

Sampling & Reconstruction

Wolfgang Heidrich

Wolfgang Heidrich



Course News

Assignment 3

- Due April 1

Homework 6

- Out today
- Questions on texture mapping

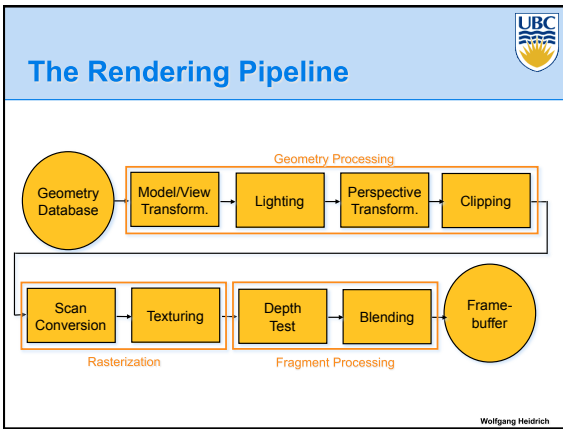
Reading


- Chapter 11 (Texture Mapping)

Quiz 2

- On Wednesday, Mar 9
- Topics: full Rendering Pipeline, except transformations

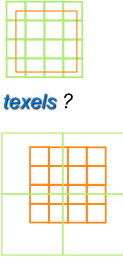
Wolfgang Heidrich






Texture Lookup – Sampling & Reconstruction

- How to deal with:
 - Pixels** that are much larger than **texels**?
 - Apply filtering, “averaging”
 - “Minification”
 - Pixels** that are much smaller than **texels**?
 - Interpolate
 - “Magnification”




Wolfgang Heidrich




Magnification: Interpolating Textures

- Nearest neighbor
- Bilinear
- Hermite (cubic)

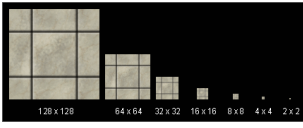


Wolfgang Heidrich





Minification: MIPmapping

use “image pyramid” to precompute averaged versions of the texture



store whole pyramid in single block of memory

Wolfgang Heidrich

MIPmaps

Multum in parvo

- “many things in a small place”
- Series of prefiltered texture maps of decreasing resolutions
- Avoid shimmering and flashing as objects move

gluBuild2DMipmaps

- Automatically constructs a family of textures from original texture size down to 1x1

without with

Wolfgang Heidrich

MIPmap storage

Only 1/3 more space required

Wolfgang Heidrich

Sampling & Reconstruction

CPSC 314

Wolfgang Heidrich

Samples

- Most things in the real world are **continuous**
- Everything in a computer is **discrete**
- The process of mapping a continuous function to a discrete one is called **sampling**
- The process of mapping a discrete function to a continuous one is called **reconstruction**
- The process of mapping a continuous variable to a discrete one is called **quantization**
- Rendering an image requires both **sampling** and **quantization**
- Displaying an image involves **reconstruction**

Wolfgang Heidrich

Line Segments


- We tried to sample a line segment so it would map to a 2D raster display
- We quantized the pixel values to 0 or 1
- We saw stair steps, or jaggies

Wolfgang Heidrich

Line Segments

- Instead, quantize to many shades
- But what sampling algorithm is used?

Wolfgang Heidrich

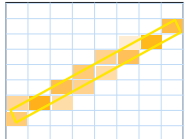


Unweighted Area Sampling


Shade pixels wrt area covered by thickened line
Equal areas cause equal intensity, regardless of distance from pixel center to area

- Rough approximation formulated by dividing each pixel into a finer grid of pixels

Primitive cannot affect intensity of pixel if it does not intersect the pixel



Wolfgang Heidrich

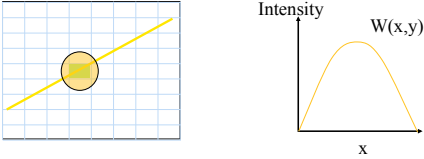


Weighted Area Sampling


Intuitively, pixel cut through the center should be more heavily weighted than one cut along corner

Weighting function, $W(x,y)$

- Specifies the contribution of primitive passing through the point (x, y) from pixel center



Wolfgang Heidrich




Images

An image is a 2D function $I(x, y)$

- Specifies intensity for each point (x, y)
- (we consider each color channel independently)

An image seen as a continuous 2D function



Wolfgang Heidrich


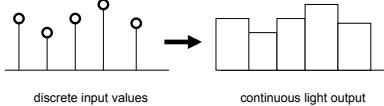



Image Sampling and Reconstruction

- Convert **continuous** image to **discrete** set of samples
- Display hardware **reconstructs** samples into continuous image
 - *Finite sized source of light for each pixel*



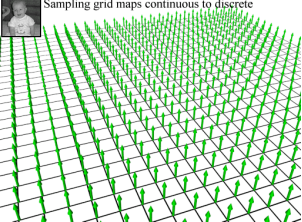
Wolfgang Heidrich




Point Sampling an Image

- Simplest sampling is on a grid
- Sample depends solely on value at grid points

Sampling grid maps continuous to discrete

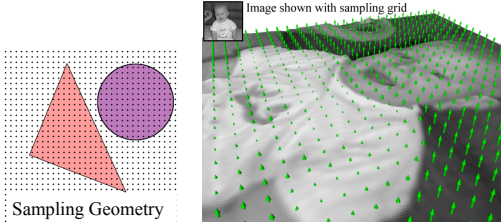


Wolfgang Heidrich



Point Sampling

Multiply sample grid by image intensity to obtain a discrete set of points, or samples.



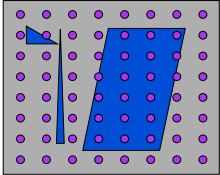
Wolfgang Heidrich

Sampling Errors

Some objects missed entirely, others poorly sampled

- Could try unweighted or weighted area sampling
- But how can we be sure we show everything?

Need to think about entire class of solutions!



Wolfgang Heidrich

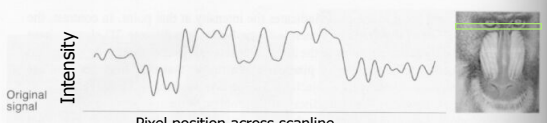
Image As Signal

Image as spatial signal
2D raster image

- Discrete sampling of 2D spatial signal

1D slice of raster image

- Discrete sampling of 1D spatial signal



Original signal

Intensity

Pixel position across scanline

Examples from Foley, van Dam, Feiner, and Hughes

Wolfgang Heidrich

Sampling Theory

How would we generate a signal like this out of simple building blocks?

Theorem

- Any signal can be represented as an (infinite) sum of sine waves at different frequencies

Wolfgang Heidrich

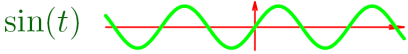
Sampling Theory in a Nutshell

Terminology

- Wavelength – length of repeated sequence on infinite signal
- Frequency – 1/wavelength (number of repeated sequences in unit length)

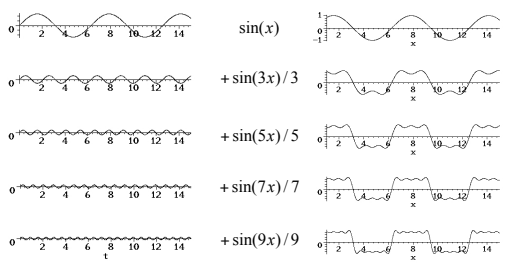
Example – sine wave

- Wavelength = 2π
- Frequency = $1/2\pi$



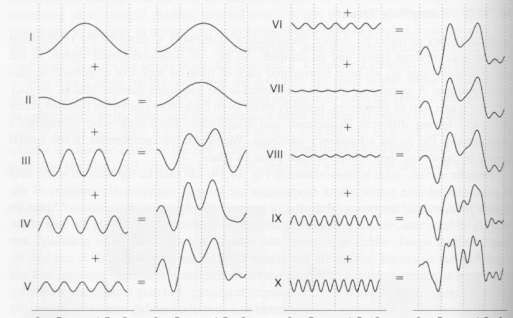
Wolfgang Heidrich

Fourier Transform – Summing Sinusoids

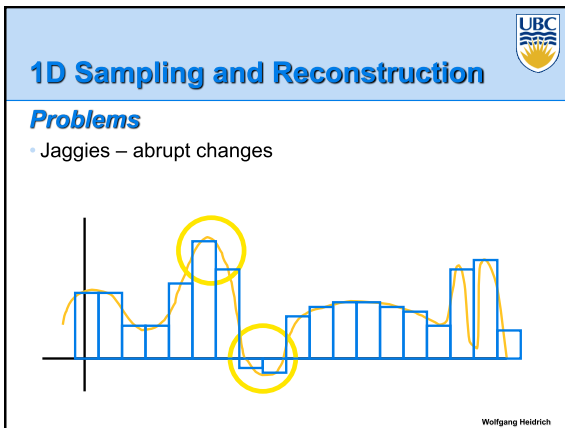
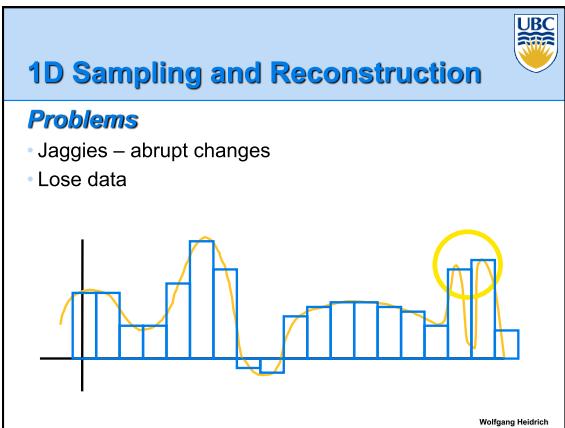
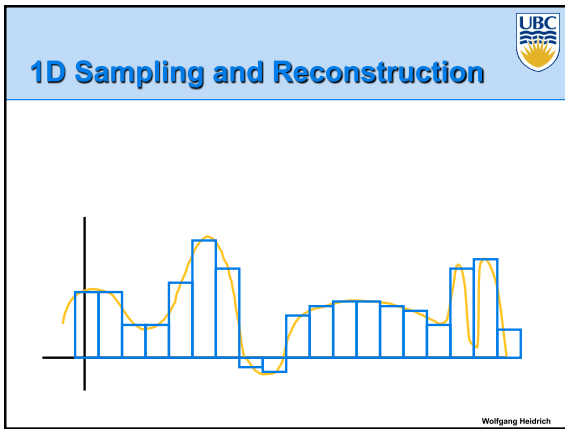
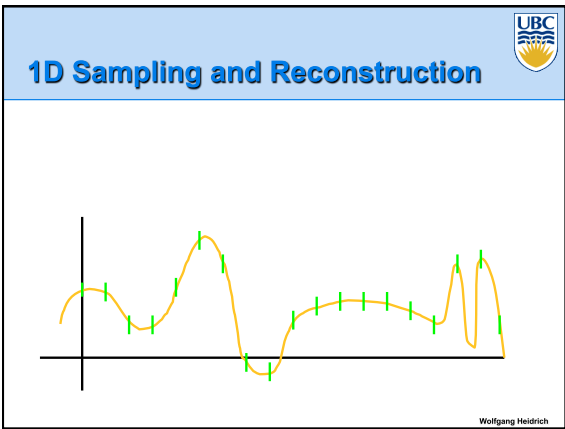
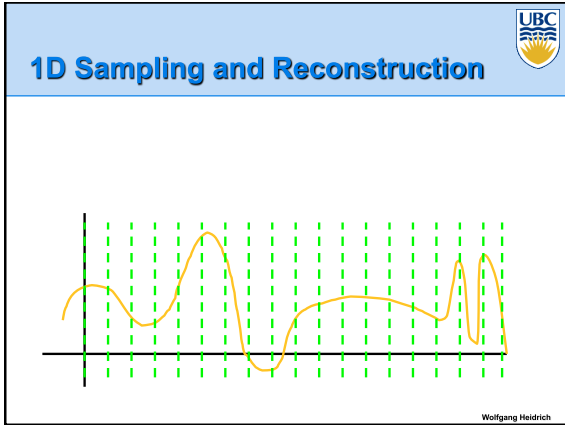
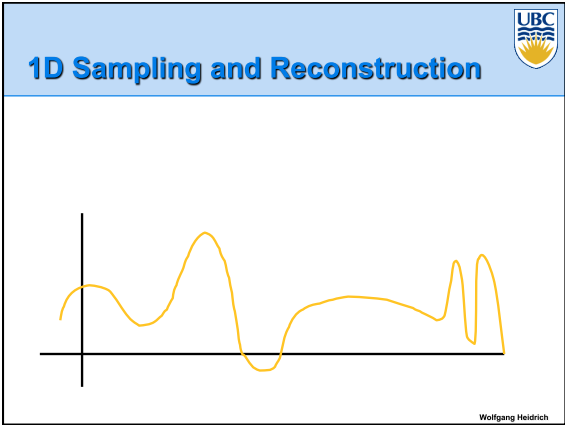



Wolfgang Heidrich

Fourier Transform



Wolfgang Heidrich





Sampling Theorem


- Continuous signal can be completely recovered from its samples

iff

- Sampling rate greater than twice highest frequency present in signal

- Claude Shannon

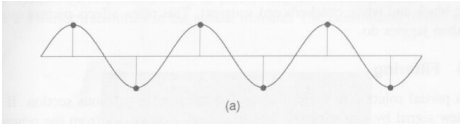
Wolfgang Heidrich




Nyquist Rate

Lower bound on sampling rate

- Twice the highest frequency component in the image's spectrum



Wolfgang Heidrich



Falling Below Nyquist Rate

When sampling below Nyquist Rate, resulting signal looks like a lower-frequency one

- This is **aliasing!**

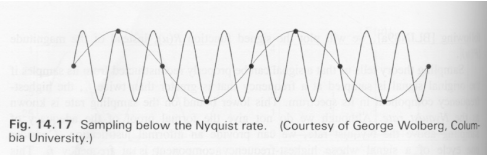

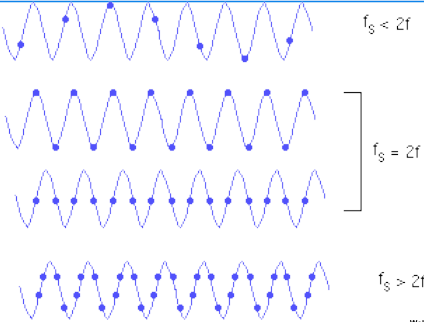


Fig. 14.17 Sampling below the Nyquist rate. (Courtesy of George Wolberg, Columbia University.)


Wolfgang Heidrich



Nyquist Rate



Wolfgang Heidrich




Aliasing

Incorrect appearance of high frequencies as low frequencies


To avoid: anti-aliasing

- Supersample
 - Sample at higher frequency
- Low pass filtering
 - Remove high frequency function parts
 - Aka prefiltering, band-limiting

Wolfgang Heidrich



Supersampling



Wolfgang Heidrich

Low-Pass Filtering

Original signal

↓ Low-pass filtering

Low-pass filtered signal

Wolfgang Heidrich

Low-Pass Filtering

Sampled signal

↓ Reconstruction

Reconstructed signal

Fig. 14.20 The sampling pipeline with filtering. (Courtesy of George Wolberg, Columbia University.)

Wolfgang Heidrich

Previous Antialiasing Example

Texture mipmapping: low pass filter

(a) (b)

Wolfgang Heidrich

Discussion

Sampling & Reconstruction

- Fundamental issue in graphics, vision, and many other areas of computer science
 - Whenever continuous signals need to be represented in a computer
- Aliasing refers to the problem of reconstruction errors due to frequencies above the Nyquist limit
 - These frequencies show up as erroneous low frequency content

Wolfgang Heidrich

Discussion

Anti-Aliasing Approaches

- Low-pass filtering (**before** sampling!)
 - Avoids aliasing
 - May not be practical in all settings
 - For images: artifacts around edges?!
- Supersampling
 - General algorithmic approach
 - However: even the higher resolution image has a Nyquist limit!
 - Slow

Wolfgang Heidrich

Coming Up:

Friday

- Sampling & reconstruction

Wolfgang Heidrich