



Transformations of Normal Vectors Intro to Lighting

Wolfgang Heidrich

Wolfgang Heidrich



Course News

Assignment 1

- Due Monday!

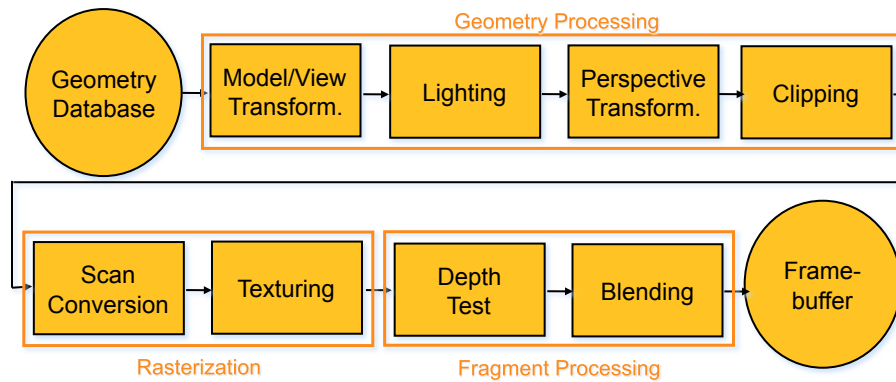
Homework 2

- Discussed in labs this week

Wolfgang Heidrich



The Rendering Pipeline



Wolfgang Heidrich



Normals & Affine Transformations

Question:

- If we transform some geometry with an affine transformation, how does that affect the normal vector?

Consider

- Rotation
- Translation
- Scaling
- Shear

Wolfgang Heidrich



Normals & Affine Transformations

Want:

- Representation for normals that allows us to easily describe how they change under affine transformation

Why?

- Normal vectors will be of special interest when we talk about lighting (next week)

Wolfgang Heidrich



Homogeneous Planes And Normals

Planes in Cartesian Coordinates:

$$\{(x, y, z)^T \mid n_x x + n_y y + n_z z + d = 0\}$$

- n_x, n_y, n_z , and d are the parameters of the plane (normal and distance from origin)
- d is positive
- n point to half-space containing origin

Planes in Homogeneous Coordinates:

$$\{[x, y, z, 1]^T \mid n_x x + n_y y + n_z z + d \cdot 1 = 0\}$$

Wolfgang Heidrich

Homogeneous Planes And Normals



Planes in homogeneous coordinates are represented as row vectors

- $E = [n_x, n_y, n_z, d]$
- Condition that a point $[x, y, z, w]^T$ is located in E

$$\begin{bmatrix} x \\ y \\ z \\ 1 \end{bmatrix} \in E = [n_x, n_y, n_z, d] \Leftrightarrow [n_x, n_y, n_z, d] \cdot \begin{bmatrix} x \\ y \\ z \\ 1 \end{bmatrix} = 0$$

Wolfgang Heidrich

Homogeneous Planes And Normals



Transformations of planes

$$[n_x, n_y, n_z, d] \cdot \begin{bmatrix} x \\ y \\ z \\ 1 \end{bmatrix} = 0 \Leftrightarrow T([n_x, n_y, n_z, d]) \cdot (A \cdot \begin{bmatrix} x \\ y \\ z \\ 1 \end{bmatrix}) = 0$$

Wolfgang Heidrich

Homogeneous Planes And Normals



Transformations of planes

$$[n_x, n_y, n_z, d] \cdot \begin{bmatrix} x \\ y \\ z \\ 1 \end{bmatrix} = 0 \Leftrightarrow ([n_x, n_y, n_z, d] \cdot \mathbf{A}^{-1}) \cdot (\mathbf{A} \cdot \begin{bmatrix} x \\ y \\ z \\ 1 \end{bmatrix}) = 0$$

- Works for $T([n_x, n_y, n_z, d]) = [n_x, n_y, n_z, d] \mathbf{A}^{-1}$
- Thus: planes have to be transformed by the *inverse* of the affine transformation (multiplied from left as a row vector)!

Wolfgang Heidrich

Homogeneous Planes And Normals



Homogeneous Normals

- The plane definition also contains its normal
- Normal written as a vector $[n_x, n_y, n_z, 0]^T$

$$\begin{pmatrix} n_x \\ n_y \\ n_z \\ 0 \end{pmatrix} \cdot \begin{bmatrix} v_x \\ v_y \\ v_z \\ 0 \end{bmatrix} = 0 \Leftrightarrow ((\mathbf{A}^{-T} \cdot \begin{bmatrix} n_x \\ n_y \\ n_z \\ 0 \end{bmatrix}) \cdot (\mathbf{A} \cdot \begin{bmatrix} v_x \\ v_y \\ v_z \\ 0 \end{bmatrix})) = 0$$

- Thus: the normal to any surface has to be transformed by the inverse transpose of the affine transformation (multiplied from the right as a column vector)!

Wolfgang Heidrich

Transforming Homogeneous Normals



Inverse Transpose of

- Rotation by α
 - *Rotation by α*
- Scale by s
 - *Scale by $1/s$*
- Translation by t
 - *Identity matrix!*
- Shear by a along x axis
 - *Shear by $-a$ along y axis*

Wolfgang Heidrich



Intro to Lighting

Wolfgang Heidrich

Wolfgang Heidrich



Lighting

Goal

- Model the interaction of light with surfaces to render realistic images

Contributing Factors

- Light sources
 - *Shape and color*
- Surface materials
 - *How surfaces reflect light*

Wolfgang Heidrich



Materials

Analyzing surface reflectance

- Illuminate surface point with a ray of light from different directions
- Observe how much light is reflected in all possible directions

Does this tell us anything about general lighting conditions?

Wolfgang Heidrich



Materials

Light is linear

- If two rays illuminate the surface point the result is just the sum of the individual reflections for each ray
- For N directions the reflection is the sum of the individual N reflections
- For light arriving from a *continuum* of directions, the reflection is the *integral* over the reflections caused by the individual directions
 - *More on this when we talk about global illumination at the end of the term*

Wolfgang Heidrich



Experiment



Goal:

- Visualize reflected light distribution for a given illuminating ray


Physical setup:

- Laser illumination
- Water tank with fluorescent dye
 - *Makes laser light visible as it travels through “empty” space*


Wolfgang Heidrich




Diffuse Material




Glossy Material

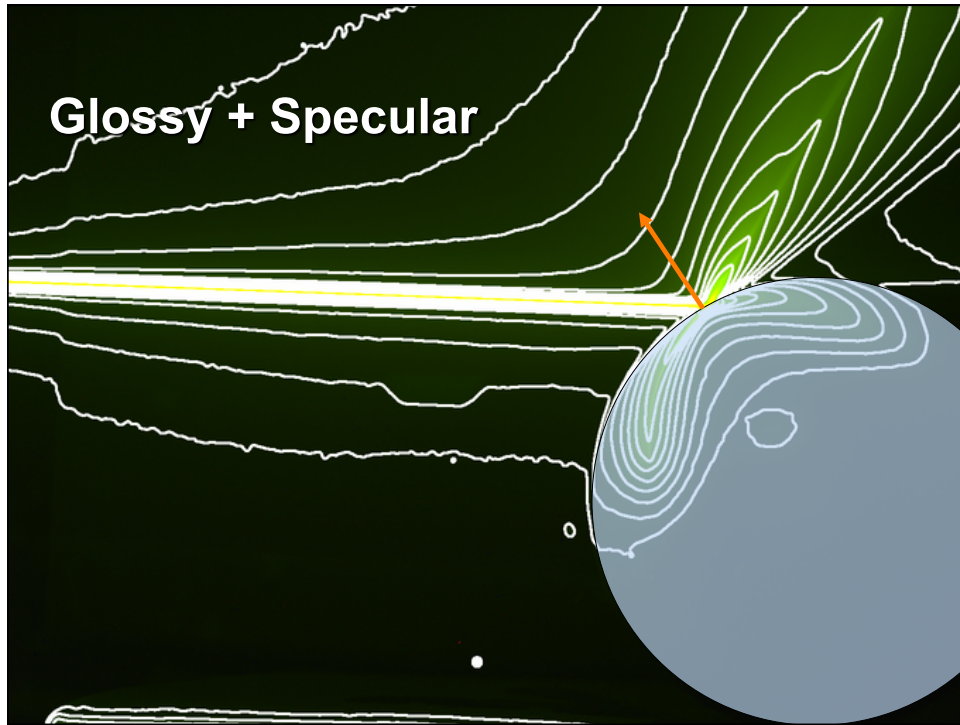


Specular Material



Glossy + Specular





BRDF



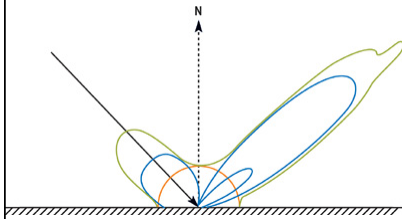
Model for all these effects:

- **B**i-directional
 - *i.e. dependent on 2 directions: incident, exitant*
- **R**eflectance
 - *A model for surface reflection (not transmission)*
- **D**istribution
 - *Light is distributed over different exitant directions*
- **F**unction

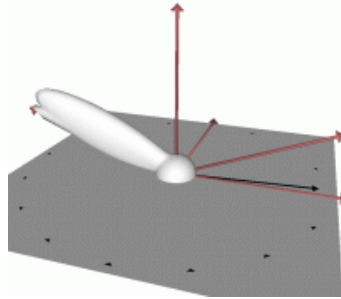


BRDF lobe plots

2D slice




3D surface



Wolfgang Heidrich




BRDF lobes and appearance



Wolfgang Heidrich



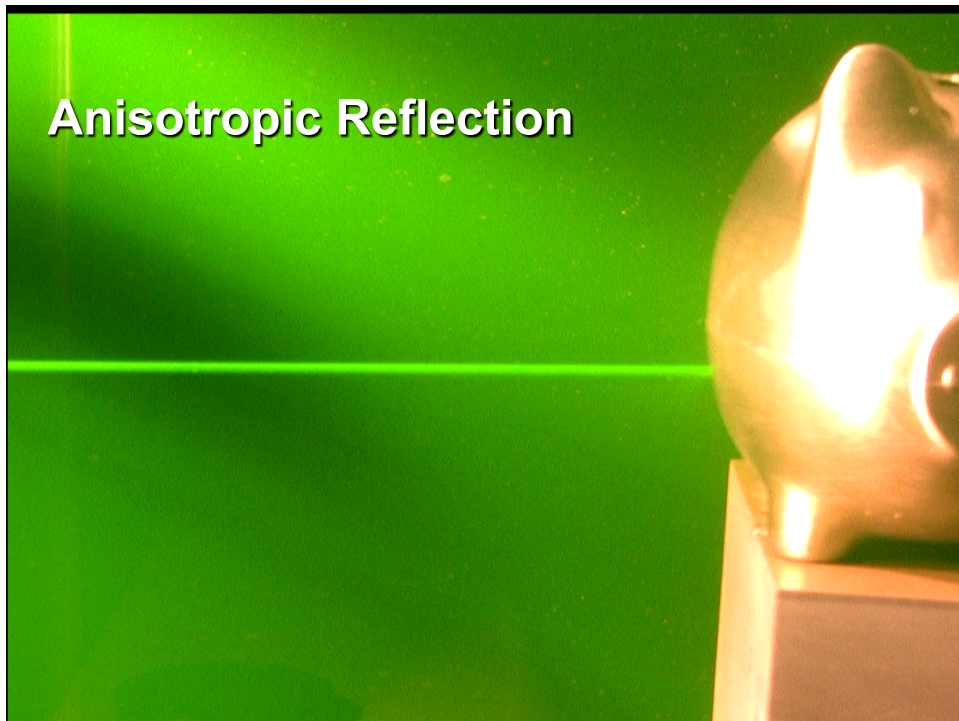
BRDF lobes and appearance



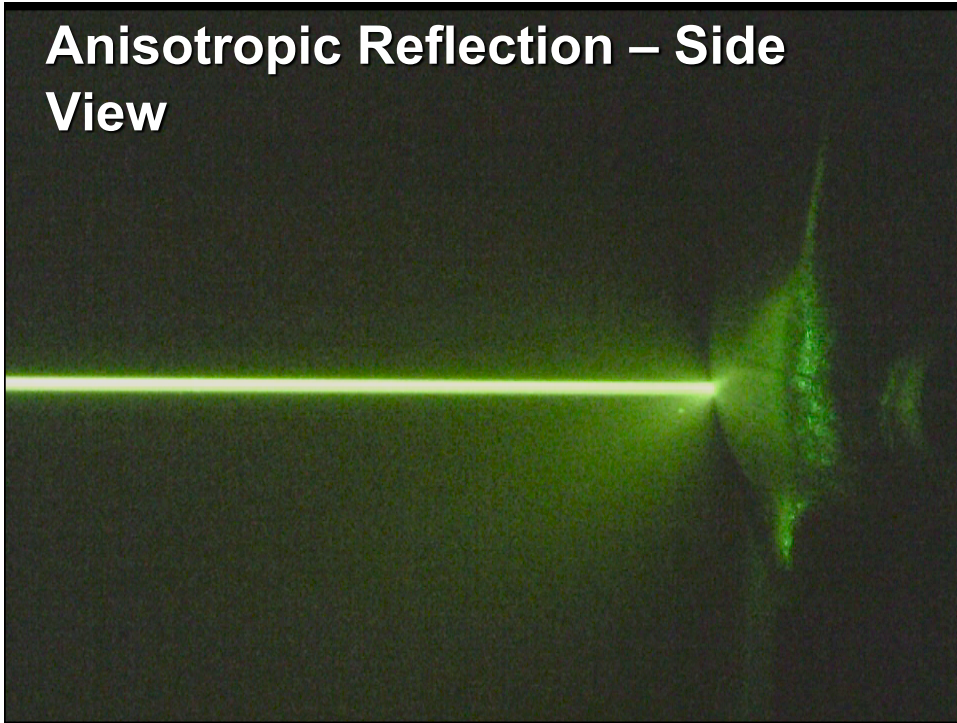
anisotropic

Wolfgang Heidrich

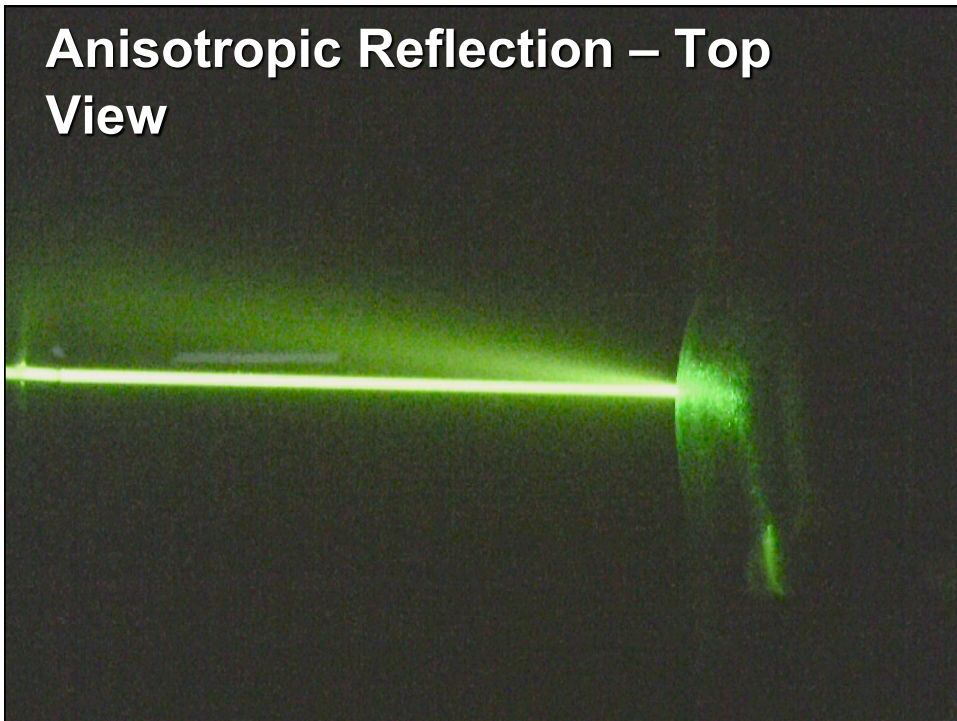
Anisotropic Reflection



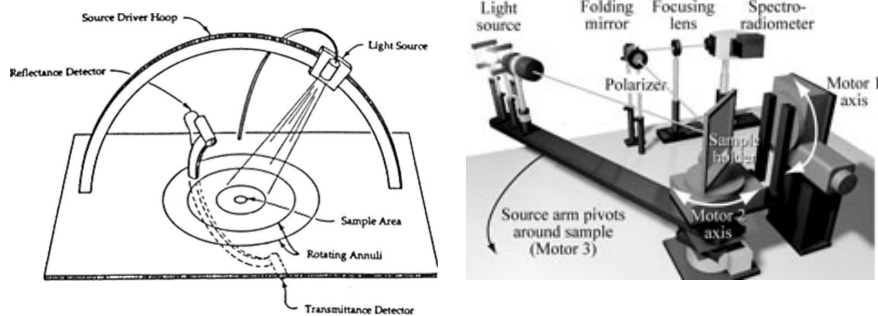
Anisotropic Reflection – Side View



Anisotropic Reflection – Top View



BRDF measurement



Wolfgang Heidrich

Limitations of the BRDF Model

BRDFs cannot describe

- Light of one wavelength that gets absorbed and re-emitted at a different wavelength
 - (*fluorescence*)
- Light that gets absorbed and emitted much later
 - (*phosphorescence*)
- Light that penetrates the object surface, scatters in the interior of the object, and exits at a different point form where it entered
 - (*subsurface scattering*)

Wolfgang Heidrich



Materials

Practical Considerations

- In practice, we often simplify the BRDF model further
- Derive specific formulas that describe different reflectance behaviors
 - *E.g. diffuse, glossy, specular*
- Computational efficiency is also a concern

Wolfgang Heidrich



Coming Up:

Next week

- More on lighting / shading

Wolfgang Heidrich