



University of British Columbia
CPSC 314 Computer Graphics
Jan-Apr 2010

Tamara Munzner

GLUT, Transformations I

Week 2, Wed Jan 13

<http://www.ugrad.cs.ubc.ca/~cs314/Vjan2010>

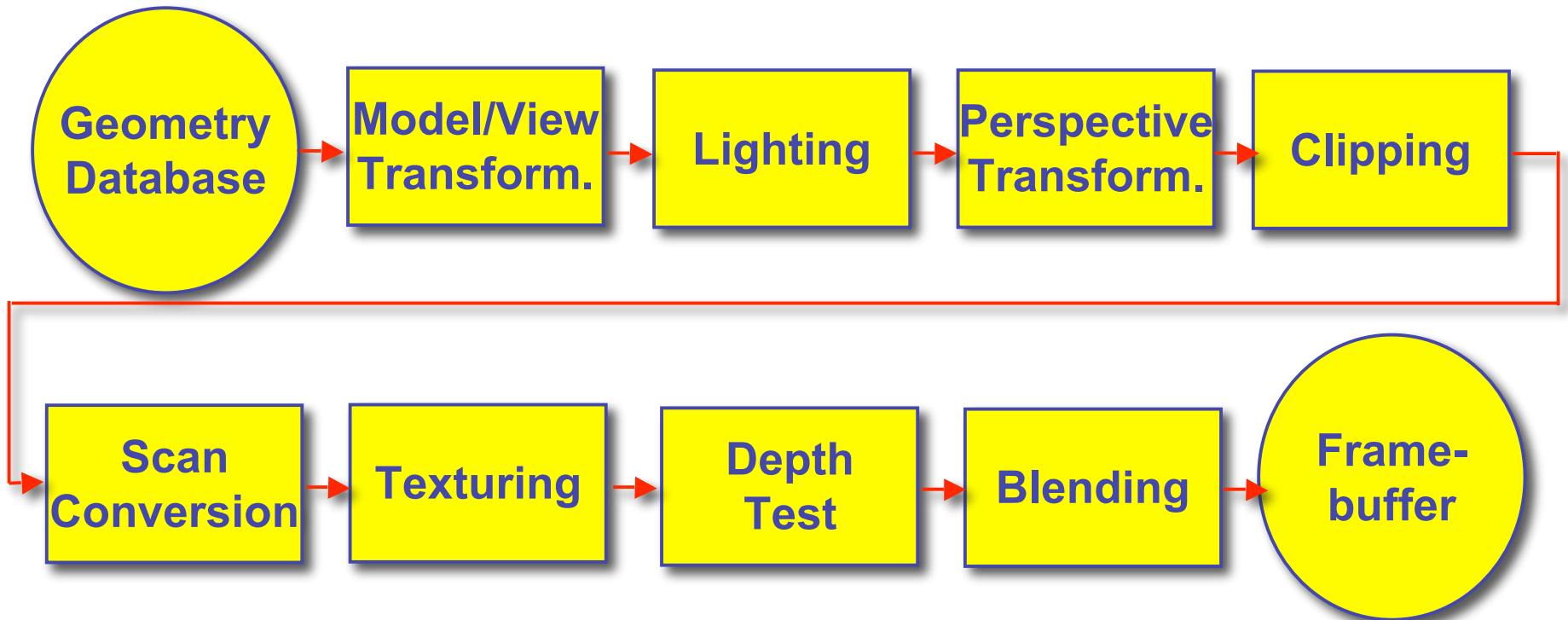
News

- prereq letters

Readings for Transformations I-IV

- FCG Chap 6 Transformation Matrices
 - *except* 6.1.6, 6.3.1
- FCG Sect 13.3 Scene Graphs (3rd ed: 12.2)
- RB Chap Viewing
 - Viewing and Modeling Transforms *until* Viewing Transformations
 - Examples of Composing Several Transformations *through* Building an Articulated Robot Arm
- RB Appendix Homogeneous Coordinates and Transformation Matrices
 - *until* Perspective Projection
- RB Chap Display Lists

Review: Rendering Pipeline



Review: Graphics State

- set the state once, remains until overwritten
 - `glColor3f(1.0, 1.0, 0.0)` → set color to yellow
 - `glClearColor(0.0, 0.0, 0.2)` → dark blue bg
 - `glEnable(LIGHT0)` → turn on light
 - `glEnable(GL_DEPTH_TEST)` → hidden surf.

Review: Geometry Pipeline

- tell it how to interpret geometry
 - `glBegin(<mode of geometric primitives>)`
 - `mode = GL_TRIANGLE, GL_POLYGON, etc.`
- feed it vertices
 - `glVertex3f(-1.0, 0.0, -1.0)`
 - `glVertex3f(1.0, 0.0, -1.0)`
 - `glVertex3f(0.0, 1.0, -1.0)`
- tell it you're done
 - `glEnd()`

GLUT

Review: GLUT: OpenGL Utility Toolkit

- developed by Mark Kilgard (also from SGI)
- simple, portable window manager
 - opening windows
 - handling graphics contexts
 - handling input with callbacks
 - keyboard, mouse, window reshape events
 - timing
 - idle processing, idle events
- designed for small/medium size applications
- distributed as binaries
 - free, but not open source

Event-Driven Programming

- main loop not under your control
 - vs. batch mode where you control the flow
- control flow through event **callbacks**
 - redraw the window now
 - key was pressed
 - mouse moved
- callback functions called from main loop when events occur
 - mouse/keyboard state setting vs. redrawing

GLUT Callback Functions

```
// you supply these kind of functions
```

```
void reshape(int w, int h);  
void keyboard(unsigned char key, int x, int y);  
void mouse(int but, int state, int x, int y);  
void idle();  
void display();
```

```
// register them with glut
```

```
glutReshapeFunc(reshape);  
glutKeyboardFunc(keyboard);  
glutMouseFunc(mouse);  
glutIdleFunc(idle);  
glutDisplayFunc(display);
```

```
void glutDisplayFunc (void (*func)(void));  
void glutKeyboardFunc (void (*func)(unsigned char key, int x, int y));  
void glutIdleFunc (void (*func)());  
void glutReshapeFunc (void (*func)(int width, int height));
```

GLUT Example 1

```
#include <GLUT/glut.h>
void display()
{
    glClearColor(0,0,0,1);
    glClear(GL_COLOR_BUFFER_BIT);
    glColor4f(0,1,0,1);
    glBegin(GL_POLYGON);
    glVertex3f(0.25, 0.25, -0.5);
    glVertex3f(0.75, 0.25, -0.5);
    glVertex3f(0.75, 0.75, -0.5);
    glVertex3f(0.25, 0.75, -0.5);
    glEnd();
    glutSwapBuffers();
}

int main(int argc, char**argv)
{
    glutInit( &argc, argv );
    glutInitDisplayMode(
        GLUT_RGB|GLUT_DOUBLE);
    glutInitWindowSize(640,480);
    glutCreateWindow("glut1");
    glutDisplayFunc( display );
    glutMainLoop();
    return 0; // never reached
}
```

GLUT Example 2

```
#include <GLUT/glut.h>
void display()
{
    glRotatef(0.1, 0,0,1);

    glClearColor(0,0,0,1);
    glClear(GL_COLOR_BUFFER_BIT);
    glColor4f(0,1,0,1);
    glBegin(GL_POLYGON);
    glVertex3f(0.25, 0.25, -0.5);
    glVertex3f(0.75, 0.25, -0.5);
    glVertex3f(0.75, 0.75, -0.5);
    glVertex3f(0.25, 0.75, -0.5);
    glEnd();
    glutSwapBuffers();
}

int main(int argc, char**argv)
{
    glutInit( &argc, argv );
    glutInitDisplayMode(
        GLUT_RGB|GLUT_DOUBLE);
    glutInitWindowSize(640,480);
    glutCreateWindow("glut2");
    glutDisplayFunc( display );
    glutMainLoop();
    return 0; // never reached
}
```

Redrawing Display

- display only redrawn by explicit request
 - glutPostRedisplay() function
 - default window resize callback does this
- idle called from main loop when no user input
 - good place to request redraw
 - will call display next time through event loop
- should return control to main loop quickly
- continues to rotate even when no user action

GLUT Example 3

```
#include <GLUT/glut.h>
void display()
{
    glRotatef(0.1, 0,0,1);

    glClearColor(0,0,0,1);
    glClear(GL_COLOR_BUFFER_BIT);
    glColor4f(0,1,0,1);
    glBegin(GL_POLYGON);
    glVertex3f(0.25, 0.25, -0.5);
    glVertex3f(0.75, 0.25, -0.5);
    glVertex3f(0.75, 0.75, -0.5);
    glVertex3f(0.25, 0.75, -0.5);
    glEnd();
    glutSwapBuffers();
}

void idle() {
    glutPostRedisplay();
}

int main(int argc, char**argv)
{
    glutInit( &argc, argv );
    glutInitDisplayMode(
        GLUT_RGB|GLUT_DOUBLE);
    glutInitWindowSize(640,480);
    glutCreateWindow("glut1");
    glutDisplayFunc( display );
    glutIdleFunc( idle );
    glutMainLoop();
    return 0; // never reached
}
```

Keyboard/Mouse Callbacks

- again, do minimal work
- consider keypress that triggers animation
 - do not have loop calling display in callback!
 - what if user hits another key during animation?
 - instead, use shared/global variables to keep track of state
 - yes, OK to use globals for this!
 - then display function just uses current variable value

GLUT Example 4

```
#include <GLUT/glut.h>

bool animToggle = true;
float angle = 0.1;

void display() {
    glRotatef(angle, 0,0,1);
    ...
}

void idle() {
    glutPostRedisplay();
}

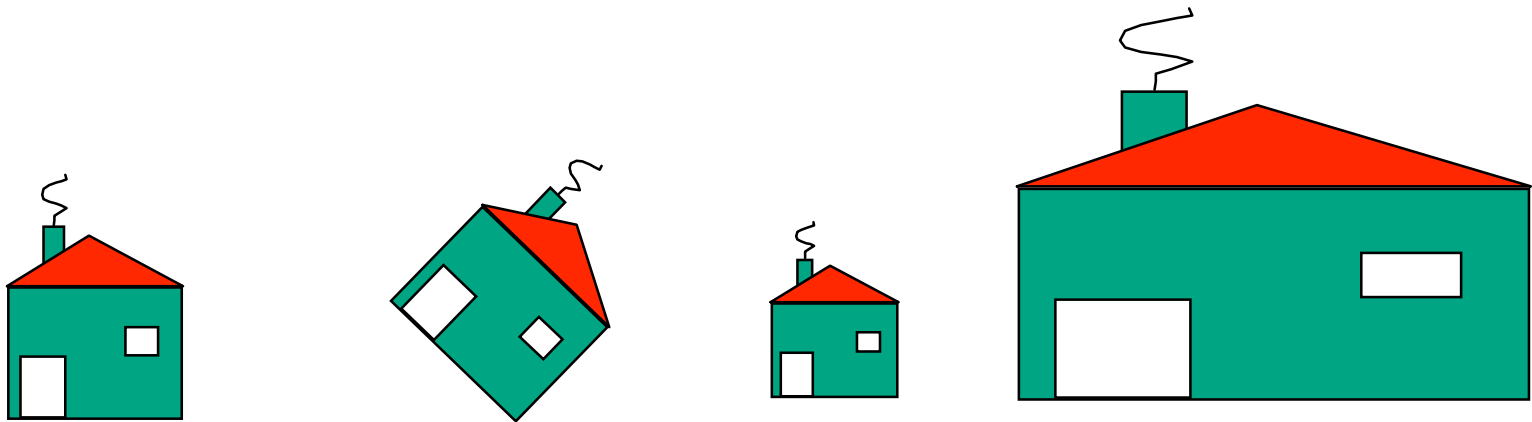
int main(int argc, char**argv)
{
    ...
    glutKeyboardFunc( doKey );
    ...
}

void doKey(unsigned char key,
           int x, int y) {
    if ('t' == key) {
        animToggle = !animToggle;
        if (!animToggle)
            glutIdleFunc(NULL);
        else
            glutIdleFunc(idle);
    } else if ('r' == key) {
        angle = -angle;
    }
    glutPostRedisplay();
}
```


Transformations I

Transformations

- transforming an object = transforming all its points
- transforming a polygon = transforming its vertices



Matrix Representation

- represent 2D transformation with matrix
 - multiply matrix by column vector \iff
apply transformation to point

$$\begin{bmatrix} x' \\ y' \end{bmatrix} = \begin{bmatrix} a & b \\ c & d \end{bmatrix} \begin{bmatrix} x \\ y \end{bmatrix} \quad \begin{aligned} x' &= ax + by \\ y' &= cx + dy \end{aligned}$$

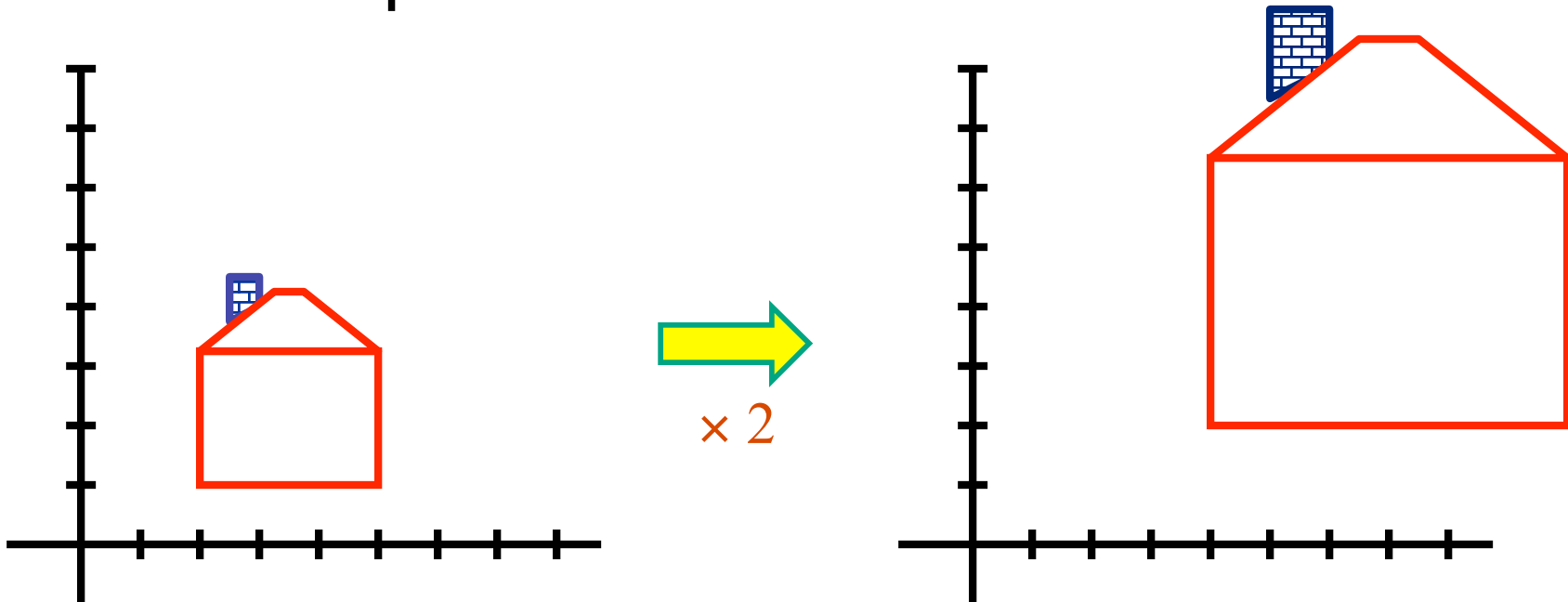
- transformations combined by multiplication

$$\begin{bmatrix} x' \\ y' \end{bmatrix} = \begin{bmatrix} a & b \\ c & d \end{bmatrix} \begin{bmatrix} d & e \\ f & g \end{bmatrix} \begin{bmatrix} h & i \\ j & k \end{bmatrix} \begin{bmatrix} x \\ y \end{bmatrix}$$

- matrices are efficient, convenient way to represent sequence of transformations!

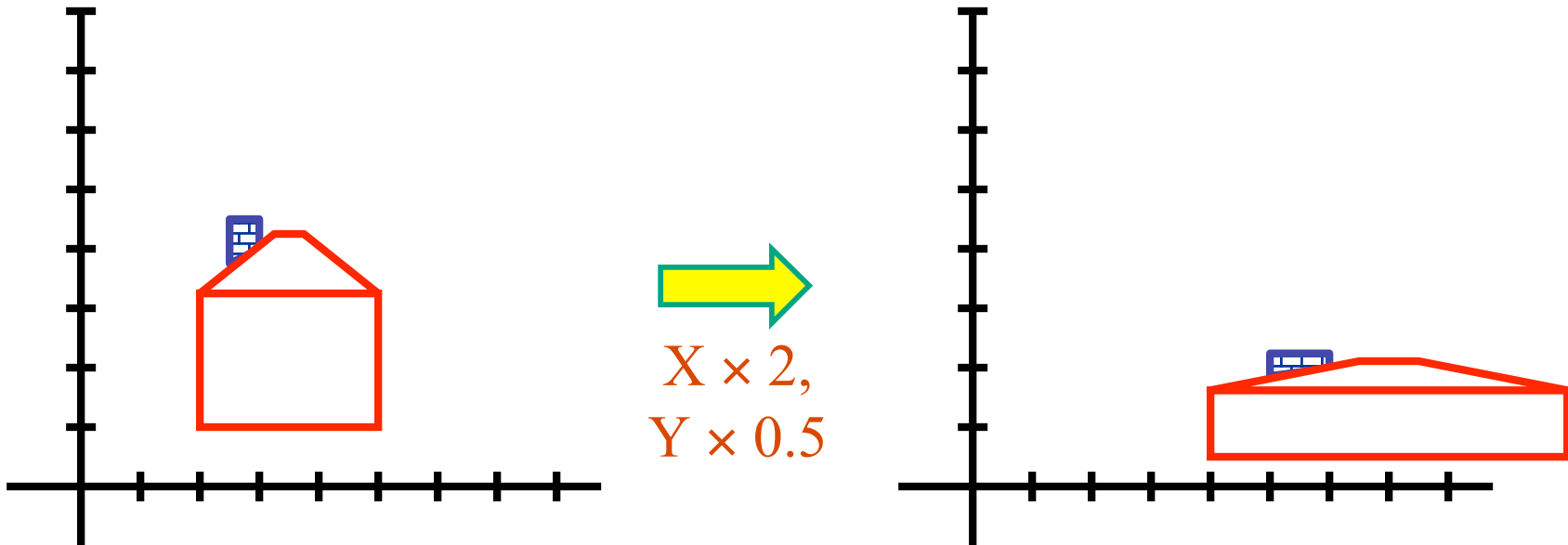
Scaling

- **scaling** a coordinate means multiplying each of its components by a scalar
- **uniform scaling** means this scalar is the same for all components:



Scaling

- **non-uniform scaling**: different scalars per component:



- how can we represent this in matrix form?

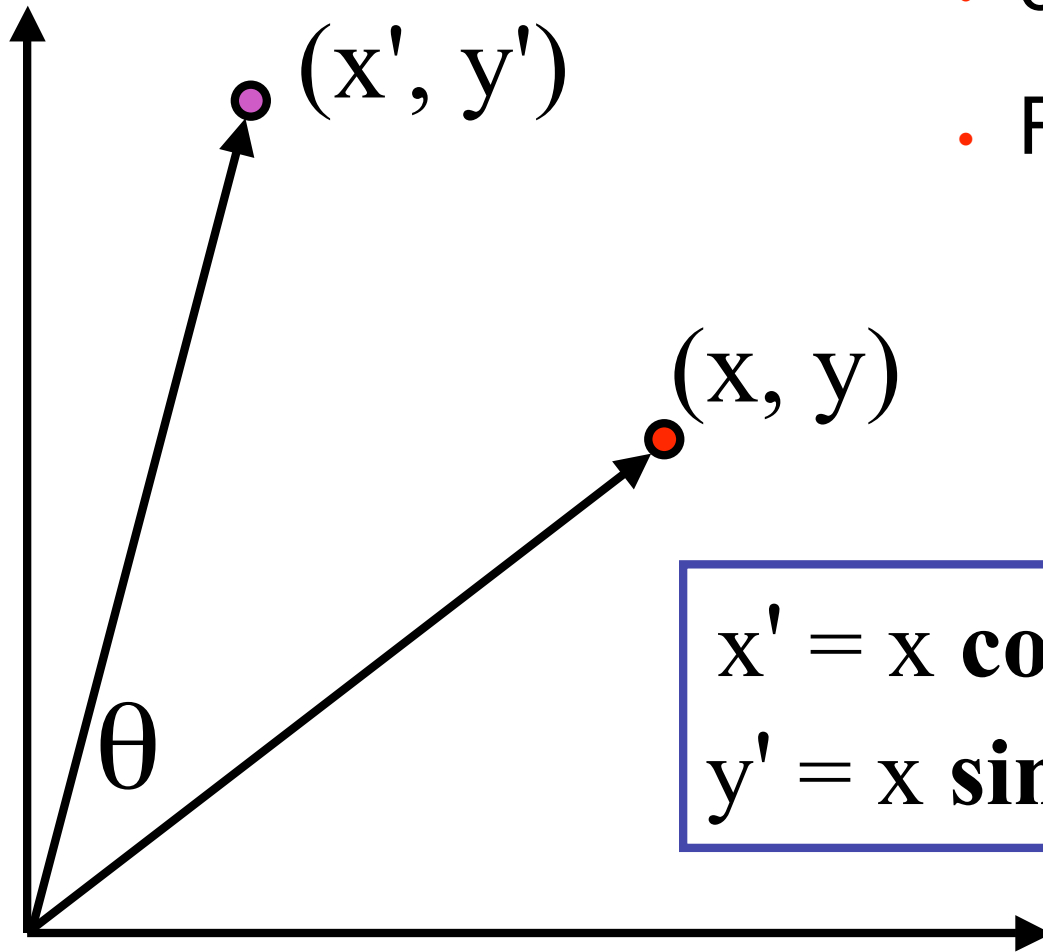
Scaling

- scaling operation:
$$\begin{bmatrix} x' \\ y' \end{bmatrix} = \begin{bmatrix} ax \\ by \end{bmatrix}$$

- or, in matrix form:
$$\begin{bmatrix} x' \\ y' \end{bmatrix} = \underbrace{\begin{bmatrix} a & 0 \\ 0 & b \end{bmatrix}}_{\text{scaling matrix}} \begin{bmatrix} x \\ y \end{bmatrix}$$

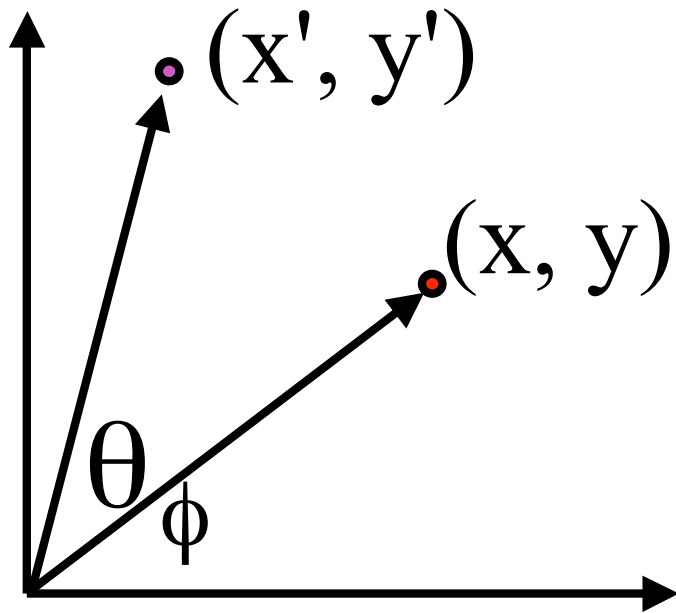
2D Rotation

- counterclockwise
- RHS



$$\begin{aligned}x' &= x \cos(\theta) - y \sin(\theta) \\y' &= x \sin(\theta) + y \cos(\theta)\end{aligned}$$

2D Rotation From Trig Identities



$$x = r \cos(\phi)$$

$$y = r \sin(\phi)$$

$$x' = r \cos(\phi + \theta)$$

$$y' = r \sin(\phi + \theta)$$

Trig Identity...

$$x' = r \cos(\phi) \cos(\theta) - r \sin(\phi) \sin(\theta)$$

$$y' = r \sin(\phi) \cos(\theta) + r \cos(\phi) \sin(\theta)$$

Substitute...

$$x' = x \cos(\theta) - y \sin(\theta)$$

$$y' = x \sin(\theta) + y \cos(\theta)$$

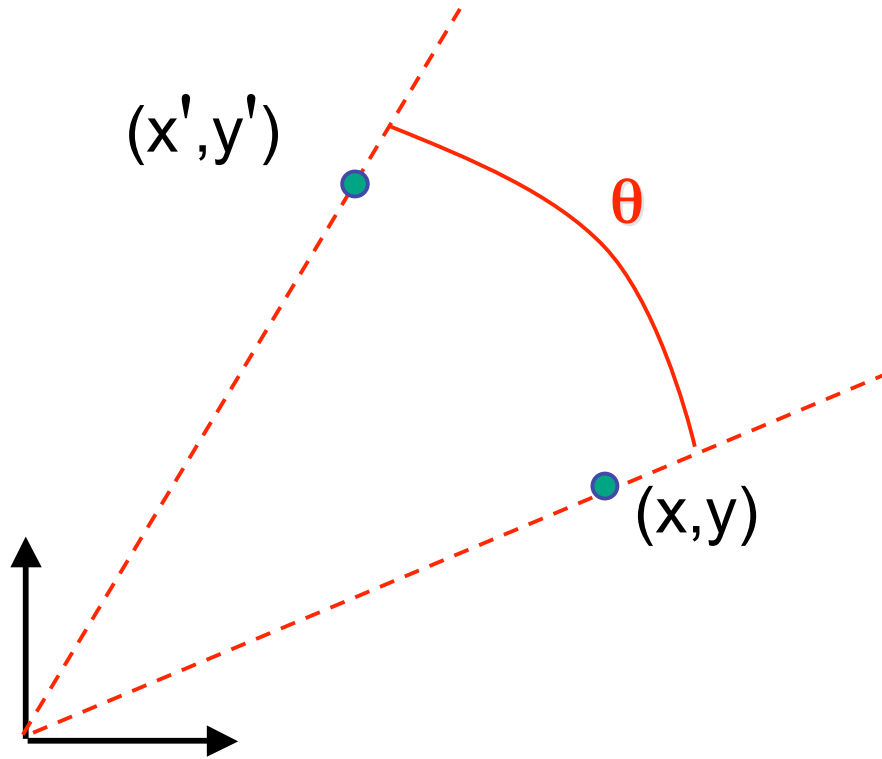
2D Rotation Matrix

- easy to capture in matrix form:

$$\begin{bmatrix} x' \\ y' \end{bmatrix} = \begin{bmatrix} \cos(\theta) & -\sin(\theta) \\ \sin(\theta) & \cos(\theta) \end{bmatrix} \begin{bmatrix} x \\ y \end{bmatrix}$$

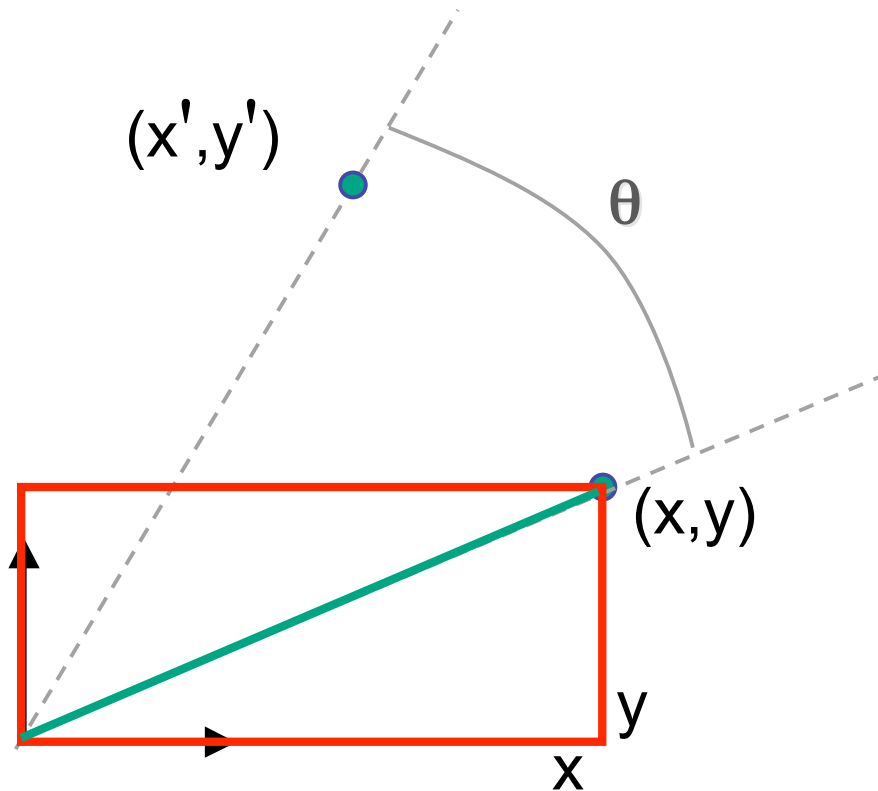
- even though $\sin(q)$ and $\cos(q)$ are nonlinear functions of q ,
 - x' is a linear combination of x and y
 - y' is a linear combination of x and y

2D Rotation: Another Derivation



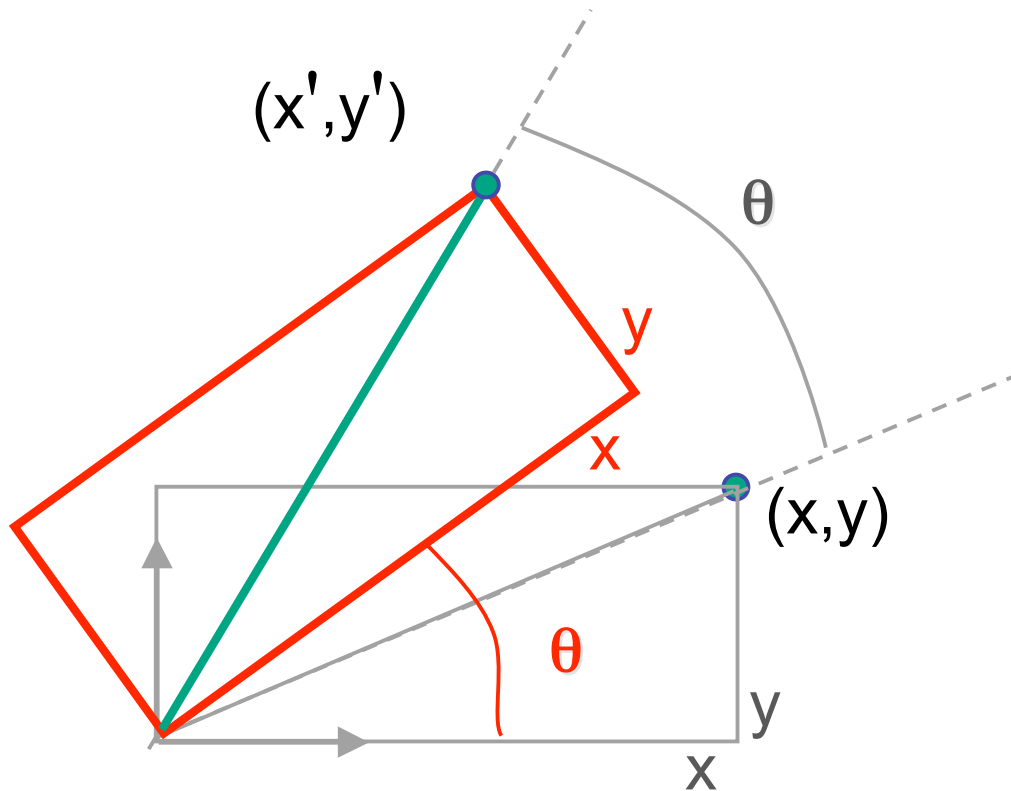
$$x' = x \cos \theta - y \sin \theta$$
$$y' = x \sin \theta + y \cos \theta$$

2D Rotation: Another Derivation



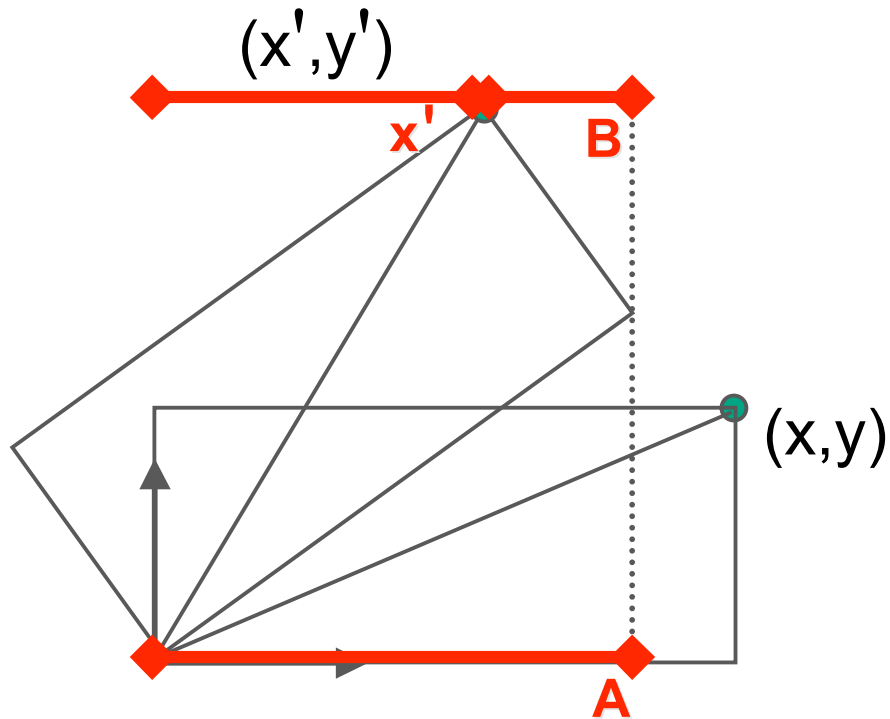
$$x' = x \cos \theta - y \sin \theta$$
$$y' = x \sin \theta + y \cos \theta$$

2D Rotation: Another Derivation



$$x' = x \cos \theta - y \sin \theta$$
$$y' = x \sin \theta + y \cos \theta$$

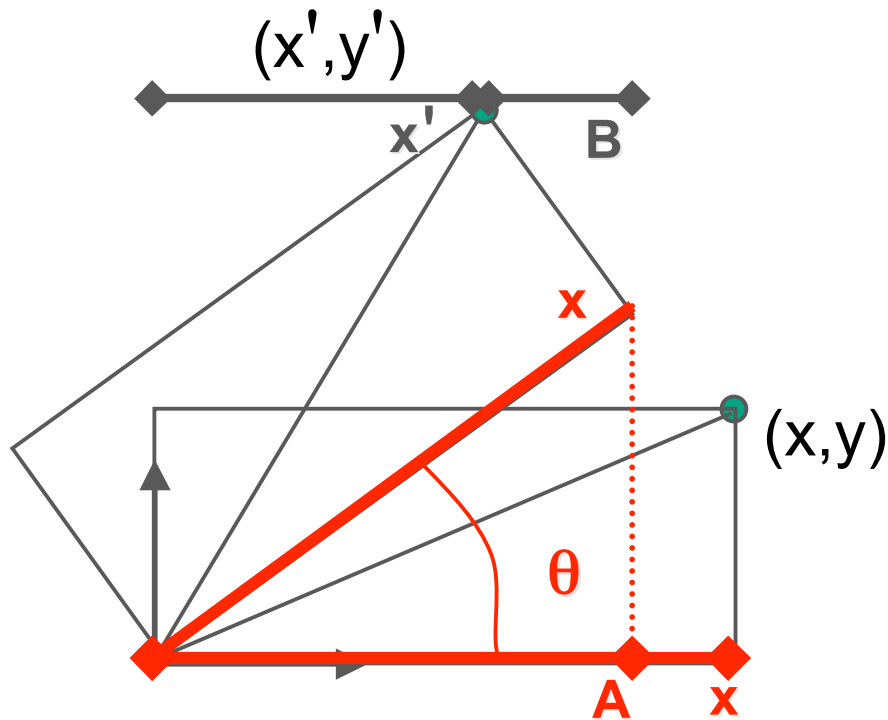
2D Rotation: Another Derivation



$$x' = x \cos \theta - y \sin \theta$$
$$y' = x \sin \theta + y \cos \theta$$

$$x' = A - B$$

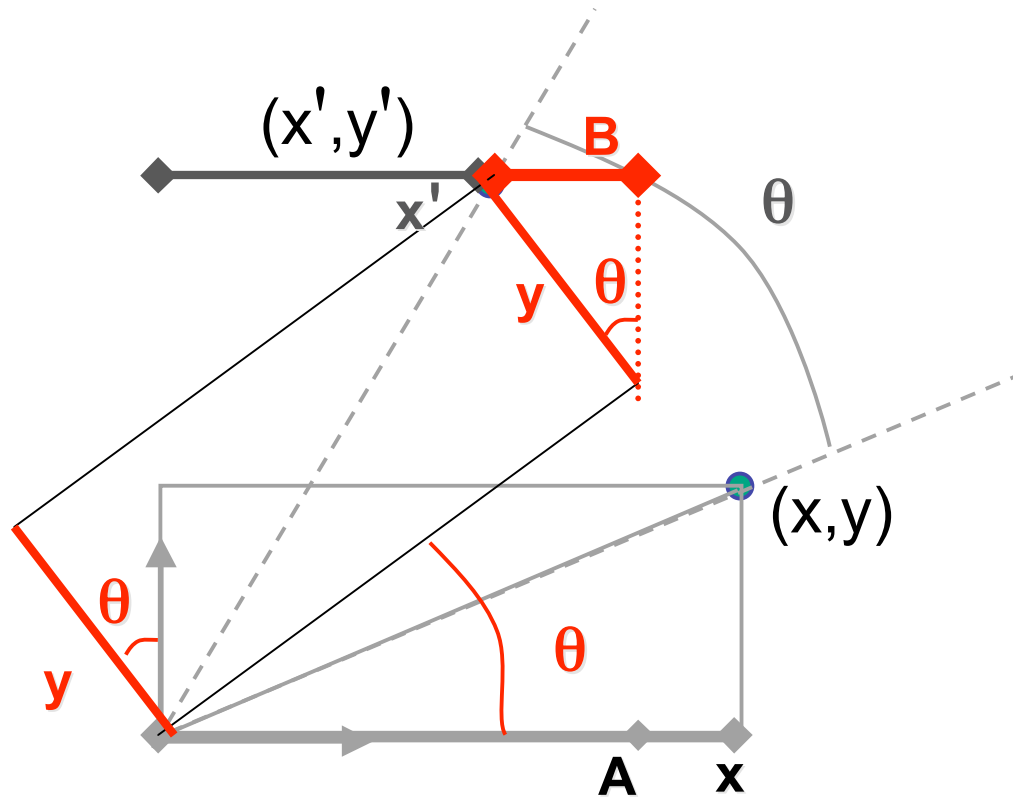
2D Rotation: Another Derivation



$$x' = x \cos \theta - y \sin \theta$$
$$y' = x \sin \theta + y \cos \theta$$

$$x' = A - B$$
$$A = x \cos \theta$$

2D Rotation: Another Derivation



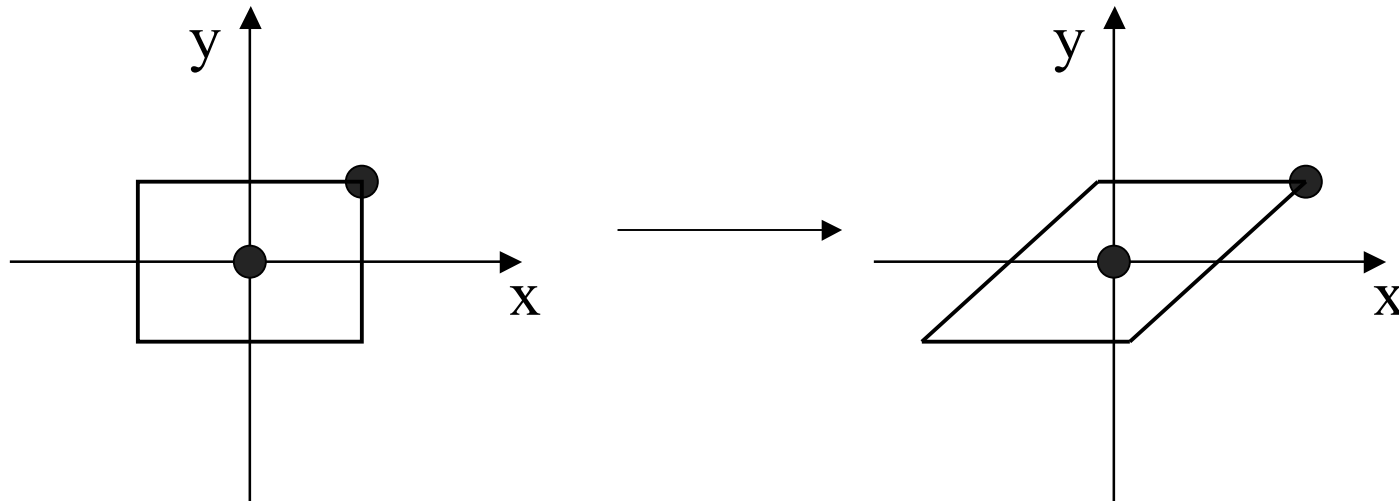
$$x' = x \cos \theta - y \sin \theta$$
$$y' = x \sin \theta + y \cos \theta$$

$$x' = A - B$$
$$A = x \cos \theta$$
$$B = y \sin \theta$$

Shear

- shear along x axis
 - push points to right in proportion to height

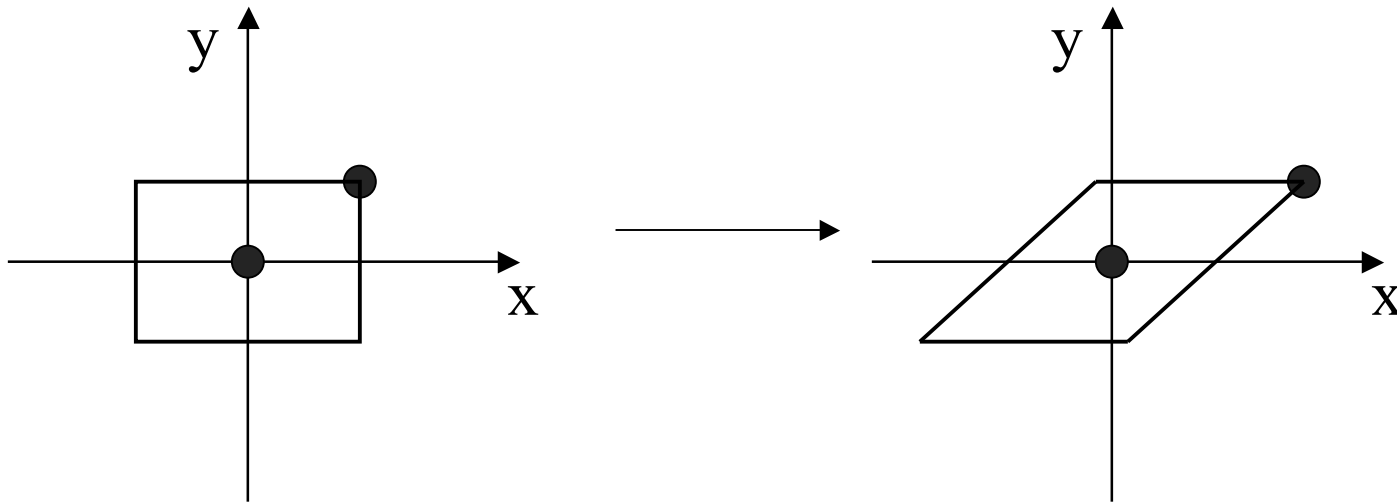
$$\begin{bmatrix} x' \\ y' \end{bmatrix} = \begin{bmatrix} ? & ? \\ ? & ? \end{bmatrix} \begin{bmatrix} x \\ y \end{bmatrix} + \begin{bmatrix} ? \\ ? \end{bmatrix}$$



Shear

- shear along x axis
 - push points to right in proportion to height

$$\begin{bmatrix} x' \\ y' \end{bmatrix} = \begin{bmatrix} 1 & sh_x \\ 0 & 1 \end{bmatrix} \begin{bmatrix} x \\ y \end{bmatrix} + \begin{bmatrix} 0 \\ 0 \end{bmatrix}$$

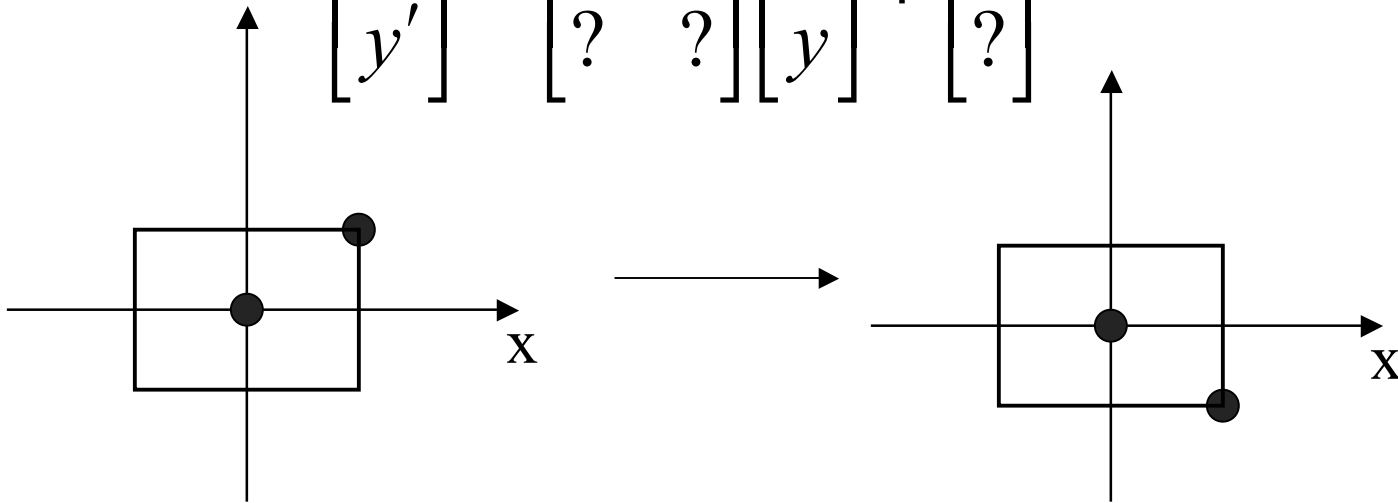


Reflection

- reflect across x axis

- mirror

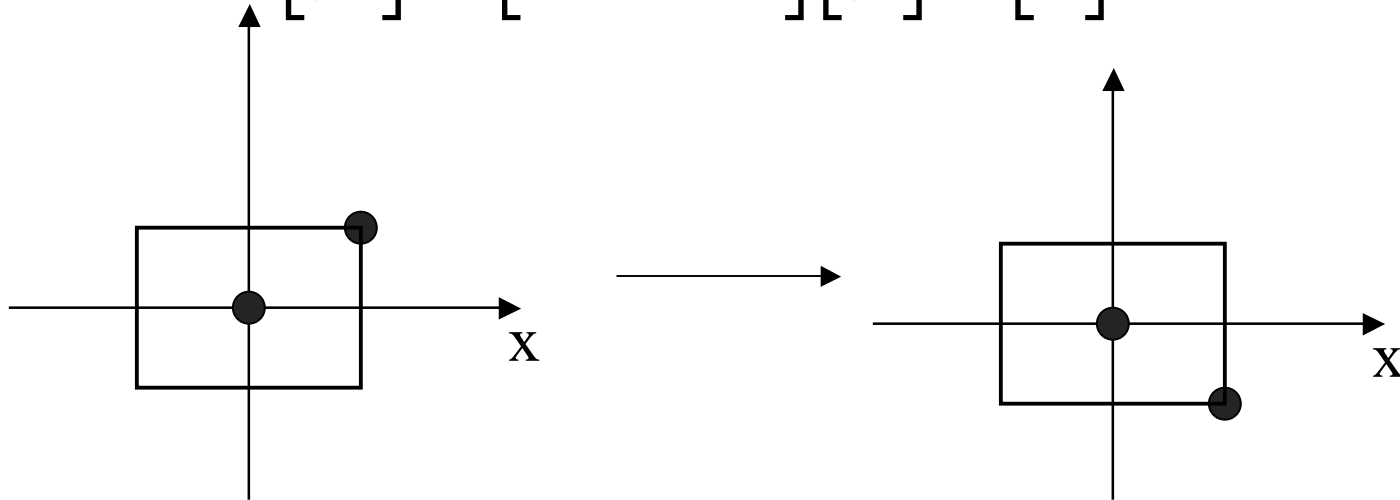
$$\begin{bmatrix} x' \\ y' \end{bmatrix} = \begin{bmatrix} ? & ? \\ ? & ? \end{bmatrix} \begin{bmatrix} x \\ y \end{bmatrix} + \begin{bmatrix} ? \\ ? \end{bmatrix}$$



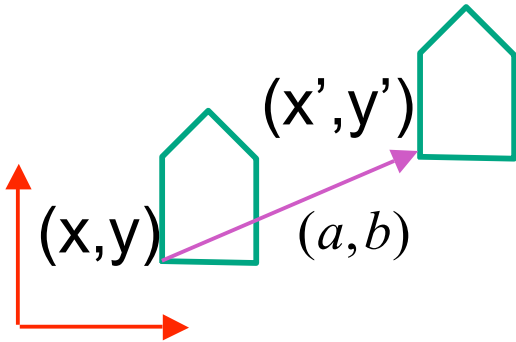
Reflection

- reflect across x axis

- mirror
$$\begin{bmatrix} x' \\ y' \end{bmatrix} = \begin{bmatrix} 1 & 0 \\ 0 & -1 \end{bmatrix} \begin{bmatrix} x \\ y \end{bmatrix} + \begin{bmatrix} 0 \\ 0 \end{bmatrix}$$

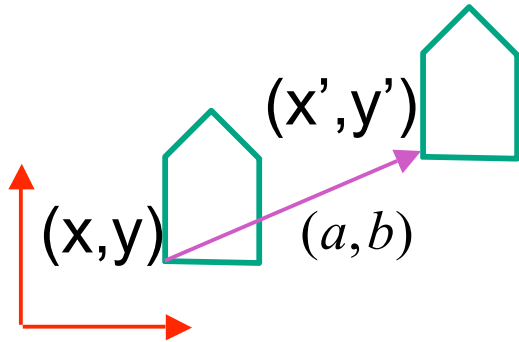


2D Translation



$$\begin{bmatrix} x \\ y \end{bmatrix} + \begin{bmatrix} a \\ b \end{bmatrix} = \begin{bmatrix} x + a \\ y + b \end{bmatrix} = \begin{bmatrix} x' \\ y' \end{bmatrix}$$

2D Translation



$$\begin{bmatrix} x \\ y \end{bmatrix} + \begin{bmatrix} a \\ b \end{bmatrix} = \begin{bmatrix} x + a \\ y + b \end{bmatrix} = \begin{bmatrix} x' \\ y' \end{bmatrix}$$

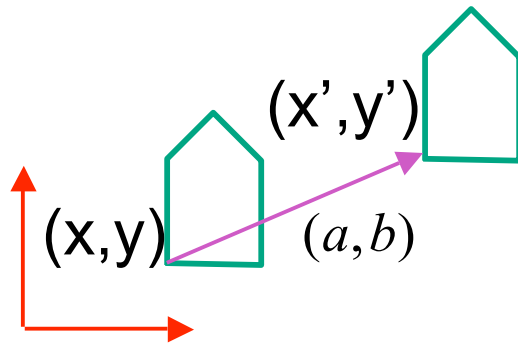
$$\begin{bmatrix} x' \\ y' \end{bmatrix} = \underbrace{\begin{bmatrix} a & 0 \\ 0 & b \end{bmatrix}}_{\text{scaling matrix}} \begin{bmatrix} x \\ y \end{bmatrix}$$

scaling matrix

$$\begin{bmatrix} x' \\ y' \end{bmatrix} = \underbrace{\begin{bmatrix} \cos(\theta) & -\sin(\theta) \\ \sin(\theta) & \cos(\theta) \end{bmatrix}}_{\text{rotation matrix}} \begin{bmatrix} x \\ y \end{bmatrix}$$

rotation matrix

2D Translation



matrix multiplication

$$\begin{bmatrix} x' \\ y' \end{bmatrix} = \underbrace{\begin{bmatrix} a & 0 \\ 0 & b \end{bmatrix}} \begin{bmatrix} x \\ y \end{bmatrix}$$

scaling matrix

vector addition

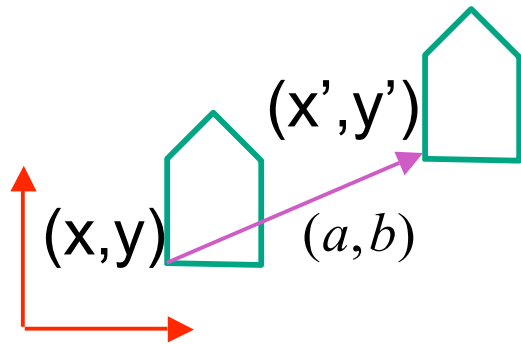
$$\begin{bmatrix} x \\ y \end{bmatrix} + \begin{bmatrix} a \\ b \end{bmatrix} = \begin{bmatrix} x + a \\ y + b \end{bmatrix} = \begin{bmatrix} x' \\ y' \end{bmatrix}$$

matrix multiplication

$$\begin{bmatrix} x' \\ y' \end{bmatrix} = \underbrace{\begin{bmatrix} \cos(\theta) & -\sin(\theta) \\ \sin(\theta) & \cos(\theta) \end{bmatrix}} \begin{bmatrix} x \\ y \end{bmatrix}$$

rotation matrix

2D Translation



vector addition

$$\begin{bmatrix} x \\ y \end{bmatrix} + \begin{bmatrix} a \\ b \end{bmatrix} = \begin{bmatrix} x + a \\ y + b \end{bmatrix} = \begin{bmatrix} x' \\ y' \end{bmatrix}$$

matrix multiplication

$$\begin{bmatrix} x' \\ y' \end{bmatrix} = \underbrace{\begin{bmatrix} a & 0 \\ 0 & b \end{bmatrix}}_{\text{scaling matrix}} \begin{bmatrix} x \\ y \end{bmatrix}$$

scaling matrix

matrix multiplication

$$\begin{bmatrix} x' \\ y' \end{bmatrix} = \underbrace{\begin{bmatrix} \cos(\theta) & -\sin(\theta) \\ \sin(\theta) & \cos(\theta) \end{bmatrix}}_{\text{rotation matrix}} \begin{bmatrix} x \\ y \end{bmatrix}$$

rotation matrix

$$\underbrace{\begin{bmatrix} a & b \\ c & d \end{bmatrix}}_{\text{translation multiplication matrix??}} \begin{bmatrix} x \\ y \end{bmatrix} = \begin{bmatrix} x' \\ y' \end{bmatrix}$$

translation multiplication matrix??

Linear Transformations

- linear transformations are combinations of

- shear

- scale

- rotate

- reflect

$$\begin{bmatrix} x' \\ y' \end{bmatrix} = \begin{bmatrix} a & b \\ c & d \end{bmatrix} \begin{bmatrix} x \\ y \end{bmatrix}$$

$$x' = ax + by$$

$$y' = cx + dy$$

- properties of linear transformations

- satisfies $T(s\mathbf{x} + t\mathbf{y}) = s T(\mathbf{x}) + t T(\mathbf{y})$

- origin maps to origin

- lines map to lines

- parallel lines remain parallel

- ratios are preserved

- closed under composition

Challenge

- matrix multiplication
 - for everything except translation
 - how to do everything with multiplication?
 - then just do composition, no special cases
- homogeneous coordinates trick
 - represent 2D coordinates (x,y) with 3-vector $(x,y,1)$

Homogeneous Coordinates

- our 2D transformation matrices are now 3x3:

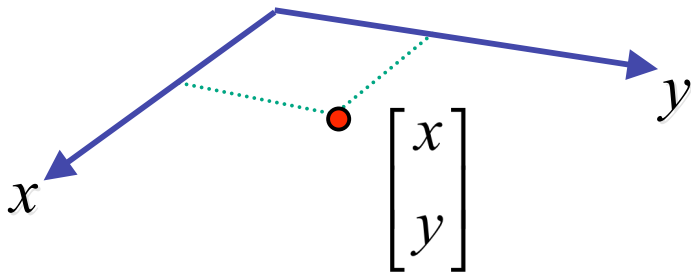
$$\mathbf{Rotation} = \begin{bmatrix} \cos(\theta) & -\sin(\theta) & 0 \\ \sin(\theta) & \cos(\theta) & 0 \\ 0 & 0 & 1 \end{bmatrix} \quad \mathbf{Scale} = \begin{bmatrix} a & 0 & 0 \\ 0 & b & 0 \\ 0 & 0 & 1 \end{bmatrix}$$

$$\mathbf{Translation} = \begin{bmatrix} 1 & 0 & T_x \\ 0 & 1 & T_y \\ 0 & 0 & 1 \end{bmatrix} \quad \bullet \text{ use rightmost columnn}$$

$$\begin{bmatrix} 1 & 0 & a \\ 0 & 1 & b \\ 0 & 0 & 1 \end{bmatrix} \begin{bmatrix} x \\ y \\ 1 \end{bmatrix} = \begin{bmatrix} x*1 + a*1 \\ y*1 + b*1 \\ 1 \end{bmatrix} = \begin{bmatrix} x + a \\ y + b \\ 1 \end{bmatrix}$$

Homogeneous Coordinates Geometrically

- point in 2D cartesian

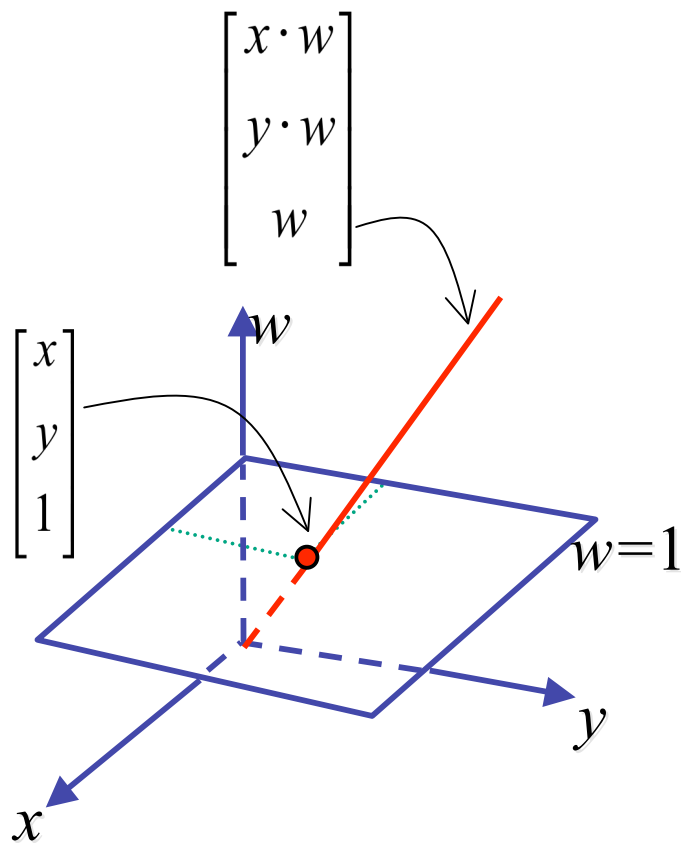


Homogeneous Coordinates Geometrically

homogeneous

cartesian

$$(x, y, w) \xrightarrow{/w} \left(\frac{x}{w}, \frac{y}{w} \right)$$



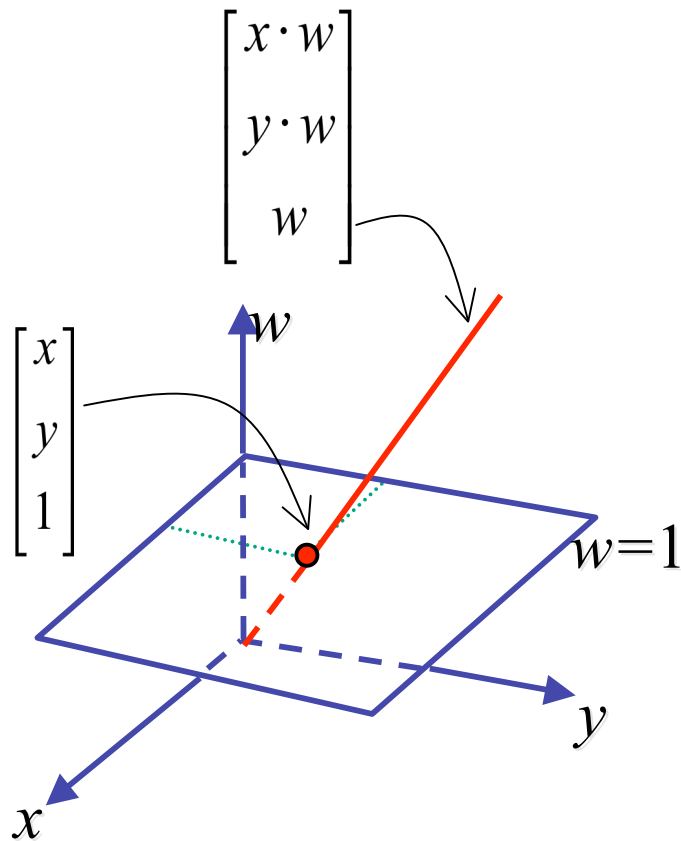
- point in 2D cartesian + weight w = point P in 3D homog. coords
- multiples of (x, y, w)
 - form a line L in 3D
 - all homogeneous points on L represent same 2D cartesian point
 - example: $(2, 2, 1) = (4, 4, 2) = (1, 1, 0.5)$

Homogeneous Coordinates Geometrically

homogeneous

cartesian

$$(x, y, w) \xrightarrow{/w} \left(\frac{x}{w}, \frac{y}{w}\right)$$



- **homogenize** to convert homog. 3D point to cartesian 2D point:
 - divide by w to get $(x/w, y/w, 1)$
 - projects line to point onto $w=1$ plane
 - like normalizing, one dimension up
- when $w=0$, consider it as direction
 - points at infinity
 - these points cannot be homogenized
 - lies on x - y plane
- $(0,0,0)$ is undefined

Affine Transformations

- affine transforms are combinations of

- linear transformations
- translations

$$\begin{bmatrix} x' \\ y' \\ w \end{bmatrix} = \begin{bmatrix} a & b & c \\ d & e & f \\ 0 & 0 & 1 \end{bmatrix} \begin{bmatrix} x \\ y \\ w \end{bmatrix}$$

- properties of affine transformations

- origin does not necessarily map to origin
- lines map to lines
- parallel lines remain parallel
- ratios are preserved
- closed under composition

Homogeneous Coordinates Summary

- may seem unintuitive, but they make graphics operations much easier
- allow all affine transformations to be expressed through matrix multiplication
 - we'll see even more later...
- use 3x3 matrices for 2D transformations
 - use 4x4 matrices for 3D transformations