

Unit #4: Sorting

CPSC 221: Algorithms and Data Structures

Will Evans and Jan Manuch

2016W1

Unit Outline

- ▶ Comparing Sorting Algorithms
- ▶ Heapsort
- ▶ Mergesort
- ▶ Quicksort
- ▶ More Comparisons
- ▶ Complexity of Sorting

Learning Goals

- ▶ Describe, apply, and compare various sorting algorithms.
- ▶ Analyze the complexity of these sorting algorithms.
- ▶ Explain the difference between the complexity of a problem (sorting) and the complexity of a particular algorithm for solving that problem.

How to Measure Sorting Algorithms

- ▶ Computational complexity (a.k.a. runtime)
 - ▶ Worst case
 - ▶ Average case
 - ▶ Best case
 - How often is the input sorted, reverse sorted, or “almost” sorted (k swaps from sorted where $k \ll n$)?
- ▶ Stability: What happens to elements with identical keys?
Why do we care?
- ▶ Memory Usage: How much extra memory is used?

Insertion Sort: Running Time

At the start of iteration i , the first i elements in the array are sorted, and we insert the $(i + 1)$ st element into its proper place.

Worst case:



Best case:



Insertion Sort: Stability & Memory

At the start of iteration i , the first i elements in the array are sorted, and we insert the $(i + 1)$ st element into its proper place.

Easily made stable:

“proper place” is **largest** j such that $A[j - 1] \leq$ new element.

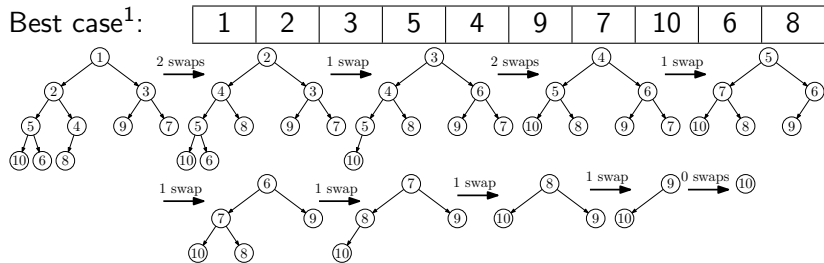
Memory:

Sorting is done **in-place**, meaning only a constant number of extra memory locations are used.

Heapsort

1. Heapify input array.
2. Repeat n times: Perform deleteMin

Worst case:



¹Schaffer & Sedgwick, The Analysis of Heapsort, *J. Algorithms* **15** (1993), 76–100.

Heapsort: Stability & Memory

1. Heapify input array.
2. Repeat n times: Perform `deleteMin`

Not stable:

Hack: Use index in input array to break comparison ties.
(but this takes more space.)

Memory:

- ▶ **in-place.** You can avoid using another array by storing the result of the i th `deleteMin` in heap location $n - i$, except the array is then sorted in reverse order, so use a Max-Heap (and `deleteMax`).
- ▶ Far-apart array accesses ruin cache performance.

Mergesort

Mergesort is a “divide and conquer” algorithm.

1. If the array has 0 or 1 elements, it's sorted. Stop.
2. Split the array into two approximately equal-sized halves.
3. Sort each half recursively (using Mergesort)
4. Merge the sorted halves to produce one sorted result:
 - ▶ Consider the two halves to be queues.
 - ▶ Repeatedly dequeue the smaller of the two front elements (or dequeue the only front element if one queue is empty) and add it to the result.

Mergesort Example

3	-4	7	5	9	6	2	1
---	----	---	---	---	---	---	---

Mergesort Example

3	-4	7	5	9	6	2	1
---	----	---	---	---	---	---	---

3	-4	7	5
---	----	---	---

9	6	2	1
---	---	---	---

Mergesort Example

3	-4	7	5	9	6	2	1
---	----	---	---	---	---	---	---

3	-4	7	5
---	----	---	---

9	6	2	1
---	---	---	---

3	-4
---	----

7	5
---	---

Mergesort Example

3	-4	7	5	9	6	2	1
---	----	---	---	---	---	---	---

3	-4	7	5
---	----	---	---

9	6	2	1
---	---	---	---

3	-4
---	----

7	5
---	---

3

-4

Mergesort Example

3	-4	7	5	9	6	2	1
---	----	---	---	---	---	---	---

3	-4	7	5
---	----	---	---

9	6	2	1
---	---	---	---

3	-4
---	----

7	5
---	---

3

-4

-4	3	*
----	---	---

Mergesort Example

3	-4	7	5	9	6	2	1
---	----	---	---	---	---	---	---

3	-4	7	5
---	----	---	---

9	6	2	1
---	---	---	---

3	-4
---	----

7	5
---	---

3

-4

7

5

-4	3
----	---

*

Mergesort Example

3	-4	7	5	9	6	2	1
---	----	---	---	---	---	---	---

3	-4	7	5
---	----	---	---

9	6	2	1
---	---	---	---

3	-4
---	----

7	5
---	---

3

-4

7

5

-4	3	*
----	---	---

5	7
---	---

Mergesort Example

3	-4	7	5	9	6	2	1
---	----	---	---	---	---	---	---

3	-4	7	5
---	----	---	---

9	6	2	1
---	---	---	---

3	-4
---	----

7	5
---	---

3

-4

7

5

-4	3
----	---

5	7
---	---

*

-4	3	5	7
----	---	---	---

Mergesort Example

3	-4	7	5	9	6	2	1
---	----	---	---	---	---	---	---

3	-4	7	5
---	----	---	---

9	6	2	1
---	---	---	---

3	-4
---	----

7	5
---	---

9	6
---	---

2	1
---	---

3

-4

7

5

9

6

2

1

-4	3	*
----	---	---

5	7
---	---

6	9
---	---

1	2
---	---

-4	3	5	7
----	---	---	---

1	2	6	9	**
---	---	---	---	----

-4	1	2	3	5	6	7	9
----	---	---	---	---	---	---	---

Mergesort Code

```
void msort(int x[], int lo, int hi, int tmp[]) {  
    if (lo >= hi) return;  
    int mid = (lo+hi)/2;  
    msort(x, lo, mid, tmp);  
    msort(x, mid+1, hi, tmp);  
    merge(x, lo, mid, hi, tmp);  
}
```

```
void mergesort(int x[], int n) {  
    int *tmp = new int[n];  
    msort(x, 0, n-1, tmp);  
    delete[] tmp;  
}
```

Merge Code

```
void merge(int x[],int lo,int mid,int hi,int tmp[]) {
    int a = lo, b = mid+1;
    for( int k = lo; k <= hi; k++ ) {
        if( a <= mid && (b > hi || x[a] < x[b]) )
            tmp[k] = x[a++];
        else tmp[k] = x[b++];
    }
    for( int k = lo; k <= hi; k++ )
        x[k] = tmp[k];
}
```

Sample Merge Steps

```
merge( x, 0, 0, 1, tmp ); // step *
```

x :	3	-4	7	5	9	6	2	1
tmp :	-4	3	?	?	?	?	?	?
x :	-4	3	7	5	9	6	2	1

```
merge( x, 4, 5, 7, tmp ); // step **
```

x :	-4	3	5	7	6	9	1	2
tmp :	?	?	?	?	1	2	6	9
x :	-4	3	5	7	1	2	6	9

```
merge( x, 0, 3, 7, tmp ); // is the final step
```

Mergesort: Stability & Memory

Stable:

Dequeue from the left queue if the two front elements are equal.

Memory:

Not easy to implement without using $\Omega(n)$ extra space, so it is not viewed as an in-place sort.

Quicksort (C.A.R. Hoare 1961)

In practice, one of the fastest sorting algorithms.

1. Pick a **pivot**

2	-4	6	1	5	-3	3	7
---	----	---	---	---	----	---	---

2. Reorder the array such that all elements $<$ pivot are to its left, and all elements \geq pivot are to its right.

-4	1	-3	2	6	5	3	7
left partition			pivot	right partition			

3. Recursively sort each partition.

base case?

Quicksort Visually

2	-4	6	1	5	-3	3	7
---	----	---	---	---	----	---	---

-4	1	-3	2	6	5	3	7
----	---	----	---	---	---	---	---

-4	1	-3		5	3	6	7
----	---	----	--	---	---	---	---

-3	1			3	5
----	---	--	--	---	---

Quicksort by Jon Bentley

```
void qsort(int x[], int lo, int hi) {
    int i, p;
    if (lo >= hi) return;
    p = lo;
    for( i=lo+1; i <= hi; i++ )
        if( x[i] < x[lo] ) swap(x[++p], x[i]);
    swap(x[lo], x[p]);
    qsort(x, lo, p-1);
    qsort(x, p+1, hi);
}
```

```
void quicksort(int x[], int n) {
    qsort(x, 0, n-1);
}
```

Quicksort Example (using Bentley's Algorithm)

```
if( x[i] < x[lo] ) swap(x[++p], x[i]);
```

lo							hi
2	-4	6	1	5	-3	3	7

p i

2	-4	6	1	5	-3	3	7
---	----	---	---	---	----	---	---

p i

2	-4	6	1	5	-3	3	7
---	----	---	---	---	----	---	---

p i

2	-4	1	6	5	-3	3	7
---	----	---	---	---	----	---	---

p i

Quicksort Example (using Bentley's Algorithm)

```
if( x[i] < x[lo] ) swap(x[++p], x[i]);
```

	lo						hi	
	2	-4	1	6	5	-3	3	7

p

i

	2	-4	1	-3	5	6	3	7
--	---	----	---	----	---	---	---	---

p

i

	2	-4	1	-3	5	6	3	7
--	---	----	---	----	---	---	---	---

p

i

	2	-4	1	-3	5	6	3	7
--	---	----	---	----	---	---	---	---

p

i

Quicksort Example (using Bentley's Algorithm)

	lo						hi	
	2	-4	1	-3	5	6	3	7
				p				i

```
swap(x[lo], x[p]);
```

	lo						hi	
	-3	-4	1	2	5	6	3	7
				p				i

```
qsort(x, lo, p-1);
```

```
qsort(x, p+1, hi);
```


-4	-3	1	2	3	5	6	7
----	----	---	---	---	---	---	---

Quicksort: Running Time

Running time is proportional to number of comparisons so...
Let's count comparisons.

1. Pick a pivot.
Zero comparisons
2. Reorder (partition) array around the pivot.
Quicksort compares each element to the pivot.
 $n - 1$ comparisons
3. Recursively sort each partition.
Depends on the size of the partitions.
 - ▶ If the partitions have size $n/2$ (or any constant fraction of n), the runtime is $\Theta(n \log n)$ (like Mergesort).
 - ▶ In the worst case, however, we might create partitions with sizes 0 and $n - 1$.

Quicksort Visually: Worst case



Quicksort: Worst Case

If this happens at every partition...

Quicksort makes $n - 1$ comparisons in the first partition and recurses on a problem of size 0 and size $n - 1$:

$$\begin{aligned}T(n) &= (n - 1) + T(0) + T(n - 1) = (n - 1) + T(n - 1) \\ &= (n - 1) + (n - 2) + T(n - 2)\end{aligned}$$

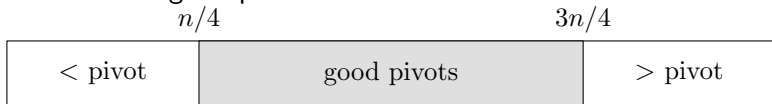
⋮

$$= \sum_{i=1}^{n-1} i = (n - 1)(n - 2)/2$$

This is $\Theta(n^2)$ comparisons.

Quicksort: Average Case (Intuition)

- ▶ On an average input (i.e., random order of n items), our chosen pivot is equally likely to be the i th smallest for any $i = 1, 2, \dots, n$.
- ▶ With probability $1/2$, our pivot will be from the middle $n/2$ elements – a good pivot.



- ▶ Any good pivot creates two partitions of size at most $3n/4$.
- ▶ We expect to pick one good pivot every two tries.
- ▶ Expected number of splits is at most $2 \log_{4/3} n \in O(\log n)$.
- ▶ $O(n \log n)$ total comparisons. **True, but this intuition is not a proof.**

Quicksort: Stability & Memory

Stable:

Can be made stable, most easily by using more memory.

Memory:

In-place sort.

Compare: Running Times (100 samples)

n	Insertion		Heap		Merge		Quick	
	avg	max	avg	max	avg	max	avg	max
100,000	11.20s	16.37s	0.04s	0.08s	0.03s	0.04s	0.02s	0.04s
200,000	36.97s	60.01s	0.08s	0.16s	0.06s	0.11s	0.06s	0.16s
400,000	172.36s	505.38s	0.56s	1.74s	0.54s	0.91s	0.46s	0.69s
800000			0.37s	0.83s	0.21s	0.35s	0.19s	0.32s
1600000			0.93s	1.77s	0.52s	1.12s	0.44s	0.78s
3200000			2.07s	3.04s	1.01s	1.95s	0.91s	1.44s
6400000			4.76s	7.54s	2.18s	3.88s	1.97s	3.45s
12800000			10.65s	12.38s	4.56s	7.01s	4.13s	5.94s

Code is from lecture notes and labs (not optimized).

Compare: Quick, Merge, Heap, and Insert Sort

Running Time

	$\Theta(n)$	$\Theta(n \log n)$	$\Theta(n^2)$
Best case:	Insert	Quick, Merge, Heap	
Average case:		Quick, Merge, Heap	Insert
Worst case:		Merge, Heap	Quick, Insert
“Real” data:	Quick < Merge < Heap < Insert		

Some Quick/Merge implementations use Insert on small arrays (base cases).

Some results depend on the implementation! For example, an initial check whether the last element of the left subarray is less than the first of the right can make Merge's best case linear.

Compare: Quick, Merge, Heap, and Insert Sort

Stability

Stable (easy): Insert, Merge (prefer the left of the two sorted subarrays on ties)

Stable (with effort): Quick

Unstable: Heap

Memory use

- ▶ Insert, Heap, Quick < Merge

Complexity of the Sorting Problem

The **complexity** of a problem is the complexity of the best algorithm for that problem.

How powerful is our computer?

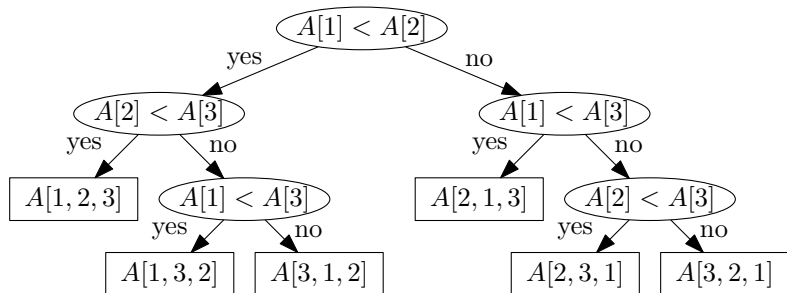
We'll only consider **comparison-based** algorithms. They can compare two array elements in constant time.

They cannot manipulate array elements in any other way. For example, they cannot assume that the elements are numbers and perform arithmetic operations (like division) on them.

Insertion, Heap, Merge, and Quick sort are comparison-based. Radix sort is not.

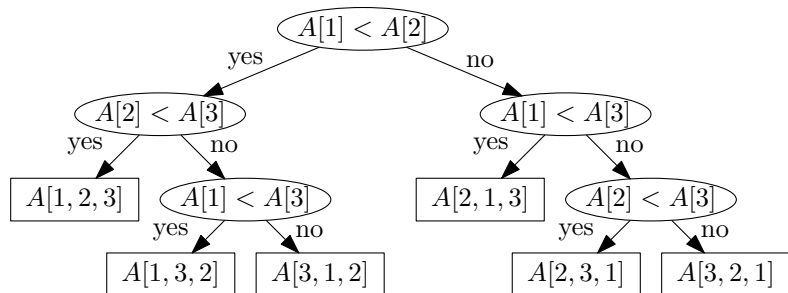
Comparison-based algorithms using a Decision Tree model

Each comparison is a “choice point” in the algorithm: the algorithm can do one thing if the comparison is true and another if false. So, the algorithm is like a binary tree...



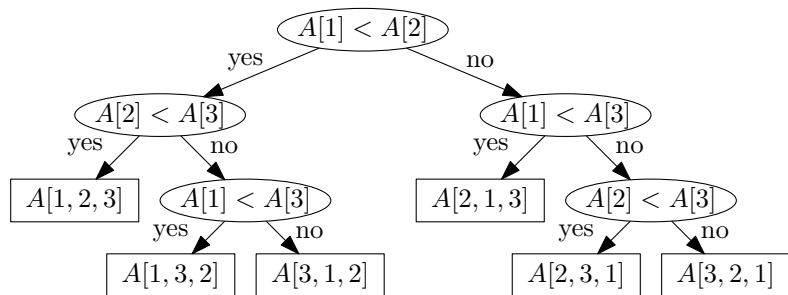
Complexity of the Sorting Problem

- ▶ This is the decision tree representation of Insertion Sort on inputs of size $n = 3$.
- ▶ Each leaf outputs the input array in some particular order. For example, $A[3, 1, 2]$ means output $A[3], A[1], A[2]$.



Complexity of the Sorting Problem

- ▶ There are $n!$ possible output orderings of an input array of size n .
- ▶ There must be a leaf for each one, otherwise the algorithm fails to sort.
 - ▶ For example, if leaf $A[2, 3, 1]$ doesn't exist then the algorithm cannot sort [cat, ant, bee].



Complexity of the Sorting Problem

- ▶ The number of leaves is at least $n!$.
- ▶ The height of the decision tree is at least $\lceil \lg(n!) \rceil$.
- ▶ The number of comparisons made *in the worst case* is at least $\lceil \lg(n!) \rceil$.
- ▶ This is true for **any comparison-based sorting algorithm** so the complexity of the sorting problem is $\Omega(n \log n)$.

